

Subject: Confirmation of receipt of submission of MED-18-1015

From: journals@asme.org

Date: 24/01/2018, 21:58

To: qwerty.user1983@gmail.com

CC: Rupak.Banerjee@UC.Edu, paruchsr@mail.uc.edu, wkdurfee@umn.edu, rampi002@umn.edu

*** This is an auto-generated e-mail. There is no need to reply. ***

Please save this e-mail: it contains important information!

Dear Renan Prasta,

Thank you for submitting your Research Paper to the Journal of Medical Devices.

Paper Number: MED-18-1015

Paper Title: Non-Invasive Optical Blood Glucose Measurement based on Discrete Fourier Transform and Fast Artificial Neural Network: Fasting Normal Glucose Participants Case Study

The number assigned to your work is MED-18-1015. This number will be used for any further activity for this paper (including final submission). It will also be used to identify your manuscript on the web site and in any further communication with the editorial staff.

Your work will be reviewed by the Editor and you will be advised of further action. You can return to the site at any time to check the status of your submittals by logging in as a returning user.

Should you have any questions about content, please contact the Editor(s) at Rupak.Banerjee@UC.Edu, paruchsr@mail.uc.edu, wkdurfee@umn.edu, rampi002@umn.edu.

If you need support with the digital submission site, your account, or have general questions, please contact ASME Publishing at journals@asme.org.

Please Note:

1. Copyright: Each author will receive an email with the subject line "Document Signature Request" that includes a link for digitally signing the ASME Copyright Transfer Agreement. If you have not entered all co-authors of your paper, please log in into your account (<https://journaltool.asme.org/Authors/Author/>) and in the Active Papers Author Information table from your home screen, click Update in the Options column to add your co-authors. Each author must respond to their signature request email prior to publication. Papers cannot be published without this information. Please email any questions to journalcopyright@asme.org.

2. Affiliation: The affiliation on the paper should reflect where the majority of the research and writing were performed. The copyright agreement needs to match the affiliation on the paper. If any author moves or is moving before the paper is published, the new affiliation should be included in a footnote on the first page of the paper. This update can be made to the paper before submitting the final files for production, or when the proofs of the paper are reviewed. Affiliation changes cannot be made post-publication.

3. Page Charges: If your Research Paper is accepted for publication and is more than 12 typeset pages, ASME will assess mandatory page charges at the rate of \$200 per page for each page over 12. This charge does not apply to a Review Article of other content types. To estimate typeset length, each table and figure adds approximately 250 words to the length. The Journal Editor may request that papers be shortened, and has the ability to waive mandatory page charges on a case-by-case basis upon request. Authors can indicate figures to appear as color in print during final submission at their expense. Charges for color figures in print cannot be waived by the Editor.

For more information about Journal Submission Types and Publication Charges please see <http://journaltool.asme.org/Help/AuthorHelp/WebHelp/JournalsHelp.htm>

Thank you for choosing the ASME, Journal of Medical Devices to submit your work.

Follow us on Twitter at: <https://twitter.com/ASMEJournals>

Confirmation of receipt of submission of MED-18-1015

*** This is an auto-generated e-mail. There is no need to reply. ***

Subject: Document Signature Request for Renan Prasta Jenie - 1st Notice (Copyright Agreement for paper MED-18-1015)

From: "Journal Tool" <JournalTool@asme.org>

Date: 24/01/2018, 21:58

To: "Renan Prasta Jenie" <qwerty.user1983@gmail.com>

Signature Request

Logo

The ASME Electronic Copyright Agreement has been prepared for your signature.

Please click [here](#) to view the document after which you may electronically sign and seal the form or decline to sign the form.

If you are not authorized to sign the form, please forward this email message to the individual who is authorized to do so.

If a Designated Author for your paper is signing the form, please forward this email message to the Designated Author.

If you need to copy and paste the link into your web browser, please copy the transaction specific link. Please make sure that you copy the entire link as it may break across two lines in some email clients.

<https://sign.asme.org/prontosvr2/docsign.asp?SigID=1001127971&at=A7EBD9E1DCDB903EA6E4820D92D6C679D92B65C1>

If you have any questions regarding this document, please contact copyright@asme.org.

Thank you,
ASME Staff

Subject: PRONTO Signed Document (Copyright Agreement for paper MED-18-1015)

From: "Journal Tool" <JournalTool@asme.org>

Date: 24/01/2018, 22:08

To: "Renan Prasta Jenie" <qwerty.user1983@gmail.com>

ASME Journal Copyright Agreement Thank You

Logo

Attached is the document you electronically signed. This is your copy for safekeeping.

It is recommended that you save this file to your computer by using your email program's 'Save Attachment' function.

Document Information -

Document Title: Copyright Agreement for paper MED-18-1015

Document ID: 1000922022

Document Signers: Renan Prasta Jenie

ASME Copyright

— Attachments: —

Copyright Agreement for paper MED-18-1015.pdf

402 kB

Subject: Confirmation of update of Research Paper, MED-18-1015

From: journals@asme.org

Date: 25/01/2018, 10:24

To: qwerty.user1983@gmail.com

*** This is an auto-generated e-mail. There is no need to reply. ***

Dear Renan Prasta,

This e-mail is a confirmation that you have updated your submitted Research Paper MED-18-1015.

Thank you for your interest and participation in the Journal of Medical Devices.

*** This is an auto-generated e-mail. There is no need to reply. ***

Subject: Fwd: PRONTO Signed Document (Copyright Agreement for paper MED-18-1015)

From: "Renan P. Jenie" <qwerty.user1983@gmail.com>

Date: 26/01/2018, 07:55

To: evyimam <evyimam@yahoo.com>, "Irzaman ." <irzaman@apps.ipb.ac.id>, Rimbawan Rimbawan <rimbawan62@yahoo.com>, lpk biner <lpkbiner@yahoo.com>, dr Naufal Dosen S3 Gma Ipb <naufalmn.ipb@gmail.com>, Husin Alatas <s.h.alatas@gmail.com>, Deni Alamsah S2 Dosen Gma Ipb <deni.alam@gmail.com>, Firdaus Daus <norifumi.curly@gmail.com>, "Renan Prasta Jenie MIC / IT Dir Binus Indonesia" <qwerty_user1983@yahoo.com>, "Renan Prasta Jenie MIC / IT Dir Binus Indonesia" <qwerty.user1983@gmail.com>, "Renan P. Jenie" <qwerty_User1983@outlook.com>

Dear Bu Evy, Pak Irzaman, Pak Rimbawan, Pak Dadang, Pak Naufal, Pak Husin,

Setelah menandatangani berkas persetujuan hak cipta Journal of Medical Devices, Bapak Ibu akan mendapatkan sebuah surat dan pdf selengkapnya terlampir.

Boleh saya minta satu kopi untuk Copyright Agreement nya untuk arsip?

Renan Prasta Jenie, S.T.P., M.T.

PhD Student in Human Nutrition

Department of Community Nutrition

Bogor Agricultural University

+62 811 1061 948 / 9

qwerty_user1983@outlook.com / qwerty.user1983@gmail.com

----- Forwarded message -----

From: **Journal Tool** <JournalTool@asme.org>

Date: Wed, Jan 24, 2018 at 10:08 PM

Subject: PRONTO Signed Document (Copyright Agreement for paper MED-18-1015)

To: Renan Prasta Jenie <qwerty.user1983@gmail.com>

ASME Journal Copyright Agreement Thank You

Logo

Attached is the document you electronically signed. This is your copy for safekeeping.

It is recommended that you save this file to your computer by using your email program's 'Save Attachment' function.

Document Title: Copyright Agreement for paper MED-18-1015

Document ID: 1000922022

Document Signers: Renan Prasta Jenie

ASME Copyright

— Attachments: —————

Copyright Agreement for paper MED-18-1015.pdf

402 kB

Subject: Re: Fwd: PRONTO Signed Document (Copyright Agreement for paper MED-18-1015)

From: "Renan P. Jenie" <qwerty.user1983@gmail.com>

Date: 26/01/2018, 08:23

To: "rimbawan62@yahoo.com" <rimbawan62@yahoo.com>

Dear Pak Rimbawan,

Thanks a lot. :)

Renan

Renan Prasta Jenie, S.T.P., M.T.

PhD Student in Human Nutrition

Department of Community Nutrition

Bogor Agricultural University

+62 811 1061 948 / 9

qwerty_user1983@outlook.com / qwerty.user1983@gmail.com

On Fri, Jan 26, 2018 at 8:10 AM, Rimbawan Rimbawan <rimbawan62@yahoo.com> wrote:

Dear Renan

I already signed it.

Thank you

Regards

Rimbawan

[Sent from Yahoo Mail on Android](#)

On Fri, 26 Jan 2018 at 7:55, Renan P. Jenie
<qwerty.user1983@gmail.com> wrote:

Dear Bu Evy, Pak Irzaman, Pak Rimbawan, Pak Dadang, Pak Naufal, Pak Husin,

Re: Fwd: PRONTO Signed Document (Copyright Agreement for paper MED-18-1015)

Setelah menandatangani berkas persetujuan hak cipta Journal of Medical Devices, Bapak Ibu akan mendapatkan sebuah surat dan pdf selayaknya terlampir.

Boleh saya minta satu kopi untuk Copyright Agreement nya untuk arsip?

Renan Prasta Jenie, S.T.P., M.T.

PhD Student in Human Nutrition

Department of Community Nutrition

Bogor Agricultural University

[+62 811 1061 948](tel:+628111061948) / 9

qwerty_user1983@outlook.com / qwerty.user1983@gmail.com

----- Forwarded message -----

From: **Journal Tool** <JournalTool@asme.org>

Date: Wed, Jan 24, 2018 at 10:08 PM

Subject: PRONTO Signed Document (Copyright Agreement for paper MED-18-1015)

To: Renan Prasta Jenie <qwerty.user1983@gmail.com>

ASME Journal Copyright Agreement Thank You

Logo

Attached is the document you electronically signed. This is your copy for safekeeping.

It is recommended that you save this file to your computer by using your email program's 'Save Attachment' function.

Document Information -

Document Title: Copyright Agreement for paper MED-18-1015

Document ID: 1000922022

Document Signers: Renan Prasta Jenie

ASME Copyright

Subject: Re: Fwd: PRONTO Signed Document (Copyright Agreement for paper MED-18-1015)

From: Rimbawan Rimbawan <rimbawan62@yahoo.com>

Date: 26/01/2018, 08:10

To: "qwerty.user1983@gmail.com" <qwerty.user1983@gmail.com>

Dear Renan

I already signed it.

Thank you

Regards

Rimbawan

[Sent from Yahoo Mail on Android](#)

On Fri, 26 Jan 2018 at 7:55, Renan P. Jenie
<qwerty.user1983@gmail.com> wrote:

Dear Bu Evy, Pak Irzaman, Pak Rimbawan, Pak Dadang, Pak Naufal, Pak Husin,

Setelah menandatangani berkas persetujuan hak cipta Journal of Medical Devices, Bapak Ibu akan mendapatkan sebuah surat dan pdf selayaknya terlampir.

Boleh saya minta satu kopi untuk Copyright Agreement nya untuk arsip?

Renan Prasta Jenie, S.T.P., M.T.

PhD Student in Human Nutrition

Department of Community Nutrition

Bogor Agricultural University

+62 811 1061 948 / 9

qwerty_user1983@outlook.com / qwerty.user1983@gmail.com

----- Forwarded message -----

From: **Journal Tool** <JournalTool@asme.org>

Re: Fwd: PRONTO Signed Document (Copyright Agreement for paper MED-18-1015)

Date: Wed, Jan 24, 2018 at 10:08 PM

Subject: PRONTO Signed Document (Copyright Agreement for paper MED-18-1015)

To: Renan Prasta Jenie <qwerty.user1983@gmail.com>

ASME Journal Copyright Agreement Thank You

Logo

Attached is the document you electronically signed. This is your copy for safekeeping.

It is recommended that you save this file to your computer by using your email program's 'Save Attachment' function.

Document Information -

Document Title: Copyright Agreement for paper MED-18-1015

Document ID: 1000922022

Document Signers: Renan Prasta Jenie

ASME Copyright

Subject: Fwd: PRONTO Signed Document (Copyright Agreement for paper MED-18-1015)

From: "Irzaman ." <irzaman@apps.ipb.ac.id>

Date: 28/01/2018, 14:49

To: "Renan P. Jenie" <qwerty_user1983@outlook.com>, "Renan P. Jenie" <qwerty.user1983@gmail.com>, Irzaman <irzaman@apps.ipb.ac.id>

irzaman

----- Forwarded message -----

From: **Journal Tool** <JournalTool@asme.org>

Date: Sun, Jan 28, 2018 at 2:46 PM

Subject: PRONTO Signed Document (Copyright Agreement for paper MED-18-1015)

To: Irzaman Irzaman <irzaman@apps.ipb.ac.id>

ASME Journal Copyright Agreement Thank You

Logo

Attached is the document you electronically signed. This is your copy for safekeeping.

It is recommended that you save this file to your computer by using your email program's 'Save Attachment' function.

Document Information -

Document Title: Copyright Agreement for paper MED-18-1015

Document ID: 1000922024

Document Signers: Irzaman Irzaman

ASME Copyright

— Attachments: —

Copyright Agreement for paper MED-18-1015.pdf

401 kB

Subject: Re: Fwd: PRONTO Signed Document (Copyright Agreement for paper MED-18-1015)

From: evy damayanthi <evyimam@yahoo.com>

Date: 28/01/2018, 14:03

To: "Irzaman ." <irzaman@apps.ipb.ac.id>, Rimbawan Rimbawan <rimbawan62@yahoo.com>, lpk biner <lpkbiner@yahoo.com>, dr Naufal Dosen S3 Gma Ipb <naufalmn.ipb@gmail.com>, Husin Alatas <s.h.alatas@gmail.com>, Deni Alamsah S2 Dosen Gma Ipb <deni.alam@gmail.com>, Firdaus Daus <norifumi.curly@gmail.com>, Renan Prasta Jenie MIC / IT Dir Binus Indonesia <qwerty_user1983@yahoo.com>, Renan Prasta Jenie MIC / IT Dir Binus Indonesia <qwerty.user1983@gmail.com>, "Renan P. Jenie" <qwerty_User1983@outlook.com>

On Friday, 26 January 2018, 7:56:06 am GMT+7, Renan P. Jenie <qwerty.user1983@gmail.com> wrote:

Dear Bu Evy, Pak Irzaman, Pak Rimbawan, Pak Dadang, Pak Naufal, Pak Husin,

Setelah menandatangani berkas persetujuan hak cipta Journal of Medical Devices, Bapak Ibu akan mendapatkan sebuah surat dan pdf selayaknya terlampir.

Boleh saya minta satu kopi untuk Copyright Agreement nya untuk arsip?

Renan Prasta Jenie, S.T.P., M.T.

PhD Student in Human Nutrition

Department of Community Nutrition

Bogor Agricultural University

+62 811 1061 948 / 9

qwerty_user1983@outlook.com / qwerty.user1983@gmail.com

----- Forwarded message -----

From: **Journal Tool** <JournalTool@asme.org>

Date: Wed, Jan 24, 2018 at 10:08 PM

Subject: PRONTO Signed Document (Copyright Agreement for paper MED-18-1015)

To: Renan Prasta Jenie <qwerty.user1983@gmail.com>

ASME Journal Copyright Agreement

Thank You

Logo

Attached is the document you electronically signed. This is your copy for safekeeping.

It is recommended that you save this file to your computer by using your email program's 'Save Attachment' function.

Re: Fwd: PRONTO Signed Document (Copyright Agreement for paper MED-18-1015)

Document Information -

Document Title: Copyright Agreement for paper MED-18-1015

Document ID: 1000922022

Document Signers: Renan Prasta Jenie

ASME Copyright

— Attachments: —

Copyright Agreement for paper MED-18-1015_Evy.pdf

402 kB

Subject: AE Assigned to Paper MED-18-1015

From: journalTool@asme.org

Date: 12/02/2018, 10:12

To: qwerty.user1983@gmail.com

CC: cgr@austin.utexas.edu, wkdurfee@umn.edu, paruchsr@mail.uc.edu

Dear Mr. Renan Prasta Jenie,

The manuscript you submitted to Journal of Medical Devices, MED-18-1015, has been assigned to Associate Editor Chris Rylander who will coordinate the review of your paper.

Thank you for responding to the suggestions made on the earlier paper, which was withdrawn.

In my review of this paper, I have two suggestions:

--While a language editor reviewed the paper, it doe have numerous writing errors that need to be fixed.

--Provide figure numbers on the figure pages.

--Figures 1 and 5 won't read in black and white, and the figure will be printed in black and white in the print journal version. Suggest using solid and dashed lines instead of colors.

--Figures 3, 4, 6, 7 are not needed and should be removed from the paper.

--The tables with "Param Groups" as the first column should have column entries that can be understood rather than the long parameter code.

You can check the web site for the status of your paper and to see the progress of the review by logging in as a returning author.

Should you have any questions, please communicate directly with Chris Rylander, cgr@austin.utexas.edu.

Copyright:

* Please make sure that each co-author has been entered into the ASME Journal Tool for your paper.

* Questions can be sent to: journalcopyright@asme.org

Page Charges:

*If accepted for publication, a page charge is assessed for each page over 12 typeset pages (approx. 12000 words including figures).

*An invoice will be sent when the paper is typeset.

*The Editor of the journal has the ability to waive this charge on a case-by-case basis.

*Charges for color figures in print are optional and will be billed to the author. Color charges cannot be waived by the Editor.

Thank you for your interest and participation in Journal of Medical Devices.

Sincerely,
William Durfee Editor, Journal of Medical Devices

Subject: Fwd: AE Assigned to Paper MED-18-1015

From: "Renan P. Jenie" <qwerty.user1983@gmail.com>

Date: 12/02/2018, 10:56

To: evyimam <evyimam@yahoo.com>, "Irzaman ." <irzaman@apps.ipb.ac.id>, Irzaman Husein <huseinirzaman@gmail.com>, Irzaman <irzaman@ipb.ac.id>, irzaman <irzaman@yahoo.com>, irzaman Husein <irzamanhusein@yahoo.com>, Rimbawan Rimbawan <rimbawan62@yahoo.com>, lpk biner <lpkbiner@yahoo.com>, dr Naufal Dosen S3 Gma Ipb <naufalmn.ipb@gmail.com>, Husin Alatas <s.h.alatas@gmail.com>, "Renan Prasta Jenie MIC / IT Dir Binus Indonesia" <qwerty.user1983@gmail.com>, "Renan P. Jenie" <qwerty_User1983@outlook.com>, "Renan Prasta Jenie MIC / IT Dir Binus Indonesia" <qwerty_user1983@yahoo.com>

Dear Bu Evy, Pak Irzaman, Pak Rimbawan, Pak Dadang, Pak Naufal, Pak Husin,

Berikut masukan dari Editor Utama Journal of Medical Devices.

Terima kasih atas bimbingannya selama ini. :)

Renan Prasta Jenie, S.T.P., M.T.

PhD Student in Human Nutrition

Department of Community Nutrition

Bogor Agricultural University

+62 811 1061 948 / 9

qwerty_user1983@outlook.com / qwerty.user1983@gmail.com

----- Forwarded message -----

From: <journalTool@asme.org>

Date: Mon, Feb 12, 2018 at 10:12 AM

Subject: AE Assigned to Paper MED-18-1015

To: qwerty.user1983@gmail.com

Cc: cgr@austin.utexas.edu, wkdurfee@umn.edu, paruchsr@mail.uc.edu

Dear Mr. Renan Prasta Jenie,

The manuscript you submitted to Journal of Medical Devices, MED-18-1015, has been assigned to Associate Editor Chris Rylander who will coordinate the review of your paper.

Thank you for responding to the suggestions made on the earlier paper, which was withdrawn.

In my review of this paper, I have two suggestions:

--While a language editor reviewed the paper, it doe have numerous writing errors that need to be fixed.

--Provide figure numbers on the figure pages.

--Figures 1 and 5 won't read in black and white, and the figure will be printed in black and white in the print journal version. Suggest using solid and dashed lines instead of colors.

--Figures 3, 4, 6, 7 are not needed and should be removed from the paper.

--The tables with "Param Groups" as the first column should have column entries that can be understood rather than the long parameter code.

You can check the web site for the status of your paper and to see the progress of the review by logging in as a returning author.

Should you have any questions, please communicate directly with Chris Rylander, cgr@austin.utexas.edu.

Copyright:

* Please make sure that each co-author has been entered into the ASME Journal Tool for your paper.

* Questions can be sent to: journalcopyright@asme.org

Page Charges:

*If accepted for publication, a page charge is assessed for each page over 12 typeset pages (approx. 12000 words including figures).

*An invoice will be sent when the paper is typeset.

*The Editor of the journal has the ability to waive this charge on a case-by-case basis.

*Charges for color figures in print are optional and will be billed to the author. Color charges cannot be waived by the Editor.

Thank you for your interest and participation in Journal of Medical Devices.

Sincerely,

William Durfee Editor, Journal of Medical Devices

Subject: Re: AE Assigned to Paper MED-18-1015

From: "Renan P. Jenie" <qwerty.user1983@gmail.com>

Date: 12/02/2018, 10:54

To: wkdurfee@umn.edu

CC: cgr@austin.utexas.edu, paruchsr@mail.uc.edu, "Renan Prasta Jenie MIC / IT Dir Binus Indonesia" <qwerty.user1983@gmail.com>, "Renan P. Jenie"

<qwerty_User1983@outlook.com>, "Renan Prasta Jenie MIC / IT Dir Binus Indonesia" <qwerty_user1983@yahoo.com>

Dear Mr William Durfee,

Thanks for Your help. :)

I shall follow Your advice and modify accordingly within this week. ;)

Renan Prasta Jenie, S.T.P., M.T.

PhD Student in Human Nutrition

Department of Community Nutrition

Bogor Agricultural University

+62 811 1061 948 / 9

qwerty_user1983@outlook.com / qwerty.user1983@gmail.com

On Mon, Feb 12, 2018 at 10:12 AM, <journalTool@asme.org> wrote:

Dear Mr. Renan Prasta Jenie,

The manuscript you submitted to Journal of Medical Devices, MED-18-1015, has been assigned to Associate Editor Chris Rylander who will coordinate the review of your paper.

Thank you for responding to the suggestions made on the earlier paper, which was withdrawn.

In my review of this paper, I have two suggestions:

--While a language editor reviewed the paper, it doe have numerous writing errors that need to be fixed.

--Provide figure numbers on the figure pages.

--Figures 1 and 5 won't read in black and white, and the figure will be printed in black

and white in the print journal version. Suggest using solid and dashed lines instead of colors.

--Figures 3, 4, 6, 7 are not needed and should be removed from the paper.

--The tables with "Param Groups" as the first column should have column entries that can be understood rather than the long parameter code.

You can check the web site for the status of your paper and to see the progress of the review by logging in as a returning author.

Should you have any questions, please communicate directly with Chris Rylander, cgr@austin.utexas.edu.

Copyright:

* Please make sure that each co-author has been entered into the ASME Journal Tool for your paper.

* Questions can be sent to: journalcopyright@asme.org

Page Charges:

*If accepted for publication, a page charge is assessed for each page over 12 typeset pages (approx. 12000 words including figures).

*An invoice will be sent when the paper is typeset.

*The Editor of the journal has the ability to waive this charge on a case-by-case basis.

*Charges for color figures in print are optional and will be billed to the author. Color charges cannot be waived by the Editor.

Thank you for your interest and participation in Journal of Medical Devices.

Sincerely,

William Durfee Editor, Journal of Medical Devices

Re: Progress Jurnal JMD

Subject: Re: Progress Jurnal JMD

From: Renan Prasta Jenie <qwerty_user1983@outlook.com>

Date: 12/02/2018, 10:57

To: Renan Prasta Jenie <qwerty_user1983@outlook.com>, evyimam <evyimam@yahoo.com>, Irzaman <irzaman@ipb.ac.id>, "Irzaman ." <irzaman@apps.ipb.ac.id>, "irzaman@yahoo.com" <irzaman@yahoo.com>, "irzaman Husein" <irzamanhusein@yahoo.com>, Irzaman Husein <huseinirzaman@gmail.com>, "Irzaman ." <irzaman@apps.ipb.ac.id>, Rimbawan Rimbawan <rimbawan62@yahoo.com>, lpk biner <lpkbiner@yahoo.com>, Renan Prasta Jenie <qwerty_user1983@yahoo.com>, Renan Prasta Jenie MIC / IT Dir Binus Indonesia <qwerty.user1983@gmail.com>, Husin Alatas <s.h.alatas@gmail.com>, "naufalmn.ipb@gmail.com" <naufalmn.ipb@gmail.com>

Renan Prasta Jenie has shared OneDrive files with you. To view them, click the links below.



[DRAFT-MED-18-1015-0-2.pdf](#)



[Lolos menuju Review 1 1.png](#)

Dear Bu Evy, Pak Irzaman, Pak Rimbawan, Pak Dadang, Pak Naufal, Pak Husin,

Terima kasih atas bimbingan Bapak Ibu Semua.

Alhamdulillah, paper Kita telah masuk ke tahap Review 1. 😊

Semoga mendapatkan hasil yang diinginkan. 😊

Renan Prasta Jenie, S.T.P., M.T.

PhD Student in Human Nutrition
Department of Community Nutrition
Bogor Agricultural University
+62 811 1061 948 / 9
qwerty_user1983@outlook.com / qwerty.user1983@gmail.com

Subject: ASME Journal Program: Paper #MED-18-1015

From: Tamiko Fung <FungT@asme.org>

Date: 13/02/2018, 01:01

To: 'Naufal Muharam Nurdin' <naufalmn.ipb@gmail.com>, "qwerty.user1983@gmail.com" <qwerty.user1983@gmail.com>

Dear Mr. Renan Prasta Jenie:

The copyright agreements have been approved in the tool.

Continued Success,

asmeLogo_Link

Ms. Tamiko Fung

Publishing Assistant
Journals
ASME
2 Park Avenue, 6th Floor
New York, NY 10016-5990
Tel 1-212-591-7034
fungt@asme.org

From: Naufal Muharam Nurdin [mailto:naufalmn.ipb@gmail.com]

Sent: Thursday, January 25, 2018 2:08 PM

To: Journals <Journals@asme.org>

Cc: journalcopyright@asme.org

Subject: Re: Confirmation of author account for MED-18-1015

Yes, I confirm.

On Jan 25, 2018 10:13 AM, <journals@asme.org> wrote:

*** This is an auto-generated e-mail. There is no need to reply. ***

Dear Naufal Muharam,

This is confirmation that you have been added as a co-author for MED-18-1015 Non-Invasive Optical Blood Glucose Measurement based on Discrete Fourier Transform and Fast Artificial Neural Network: Fasting Normal Glucose Participants Case Study submitted to the Journal of Medical Devices.

Please use your Single Sign On Account to access the ASME Journals account.

The following information has been entered:

Name: Naufal Muharam Nurdin

Email: naufalmn.ipb@gmail.com

Company: Community Nutrition Department, Bogor Agricultural University

Address: Jl. Lingkar Kampus, Kampus IPB, Babakan, Dramaga, Bogor, Jawa Barat, 16680, Indonesia

Phone: [+628998269369](tel:+628998269369)

Fax:

If this information is incorrect or you are not a co-author of this paper please contact the corresponding author, Renan Prasta Jenie at qwerty.user1983@gmail.com.

Should you have any questions, please contact us at <mailto:journals@asme.org>

Thank you for your interest in ASME Journals.

*** This is an auto-generated e-mail. There is no need to reply. ***

Subject: Re: AE Assigned to Paper MED-18-1015
From: "Renan P. Jenie" <qwerty.user1983@gmail.com>
Date: 20/02/2018, 09:26
To: William Durfee <wkdurfee@umn.edu>
CC: cgr@austin.utexas.edu, paruchsr@mail.uc.edu

Dear Mr. Chris Rylander, Mr. William Durfee,

I am sorry for being late.

I would like to upload an edited version to MED-18-1015 based on Durfee review on February 12, but could not find where to upload the file to Journal Tool.

Sorry for the inconvenience I have caused.

Renan Prasta Jenie, S.T.P., M.T.

PhD Student in Human Nutrition

Department of Community Nutrition

Bogor Agricultural University

+62 811 1061 948 / 9

qwerty_user1983@outlook.com / qwerty.user1983@gmail.com

On Mon, Feb 12, 2018 at 10:12 AM, <journalTool@asme.org> wrote:

Dear Mr. Renan Prasta Jenie,

The manuscript you submitted to Journal of Medical Devices, MED-18-1015, has been assigned to Associate Editor Chris Rylander who will coordinate the review of your paper.

Thank you for responding to the suggestions made on the earlier paper, which was withdrawn.

In my review of this paper, I have two suggestions:

--While a language editor reviewed the paper, it doe have numerous writing errors that need to be fixed.

--Provide figure numbers on the figure pages.

--Figures 1 and 5 won't read in black and white, and the figure will be printed in black

and white in the print journal version. Suggest using solid and dashed lines instead of colors.

--Figures 3, 4, 6, 7 are not needed and should be removed from the paper.

--The tables with "Param Groups" as the first column should have column entries that can be understood rather than the long parameter code.

You can check the web site for the status of your paper and to see the progress of the review by logging in as a returning author.

Should you have any questions, please communicate directly with Chris Rylander, cgr@austin.utexas.edu.

Copyright:

* Please make sure that each co-author has been entered into the ASME Journal Tool for your paper.

* Questions can be sent to: journalcopyright@asme.org

Page Charges:

*If accepted for publication, a page charge is assessed for each page over 12 typeset pages (approx. 12000 words including figures).

*An invoice will be sent when the paper is typeset.

*The Editor of the journal has the ability to waive this charge on a case-by-case basis.

*Charges for color figures in print are optional and will be billed to the author. Color charges cannot be waived by the Editor.

Thank you for your interest and participation in Journal of Medical Devices.

Sincerely,

William Durfee Editor, Journal of Medical Devices

Attachments:

Journals_Template_Renan v 0.06.03.pdf

8.4 MB

Subject: Re: AE Assigned to Paper MED-18-1015

From: "Renan P. Jenie" <qwerty.user1983@gmail.com>

Date: 22/02/2018, 11:41

To: William Durfee <wkdurfee@umn.edu>

CC: Christopher G Rylander <cgr@austin.utexas.edu>, "Paruchuri, Sai Sameer (paruchsr)" <paruchsr@mail.uc.edu>, "Renan Prasta Jenie MIC / IT Dir Binus Indonesia" <qwerty.user1983@gmail.com>, "Renan Prasta Jenie MIC / IT Dir Binus Indonesia" <qwerty_user1983@yahoo.com>, "Renan P. Jenie" <qwerty_User1983@outlook.com>

Dear Dr. Durfee,

Thanks for prompt reply.

I shall choose the 1st option, and I shall include Your review in the subsequent version. :)

Sorry for the inconvenience I have caused. :)

Renan

Renan Prasta Jenie, S.T.P., M.T.

PhD Student in Human Nutrition

Department of Community Nutrition

Bogor Agricultural University

+62 811 1061 948 / 9

qwerty_user1983@outlook.com / qwerty.user1983@gmail.com

On Thu, Feb 22, 2018 at 11:37 AM, William Durfee <wkdurfee@umn.edu> wrote:

Dr. Jenie,

Once the paper starts the review process, a new version can't be uploaded without restarting the whole process, which we don't want to do.

So, two options. The first is to let the paper go through review and then in the post-review revision address my comments along with any comments from the reviewers. For this option, no action is needed from you right now.

The second option is for me to remove the paper and then you submit again as if it were a new paper. For this option, you need to let me know so that I can initiate the removal process.

Will Durfee

William Durfee
Professor and Director of Design Education
Associate Department Head
Department of Mechanical Engineering
University of Minnesota
[111 Church St SE, Minneapolis, MN 55455](https://www.umn.edu/111-Church-St-SE-Minneapolis-MN-55455)
[612-625-0099](tel:612-625-0099)
wkdurfee@umn.edu

On Mon, Feb 19, 2018 at 8:26 PM, Renan P. Jenie <qwerty.user1983@gmail.com> wrote:

Dear Mr. Chris Rylander, Mr. William Durfee,

I am sorry for being late.

I would like to upload an edited version to MED-18-1015 based on Durfee review on February 12, but could not find where to upload the file to Journal Tool.

Sorry for the inconvenience I have caused.

Renan Prasta Jenie, S.T.P., M.T.

PhD Student in Human Nutrition

Department of Community Nutrition

Bogor Agricultural University

[+62 811 1061 948](tel:+628111061948) / 9

qwerty_user1983@outlook.com / qwerty.user1983@gmail.com

On Mon, Feb 12, 2018 at 10:12 AM, <journalTool@asme.org> wrote:

Dear Mr. Renan Prasta Jenie,

The manuscript you submitted to Journal of Medical Devices, MED-18-1015, has been assigned to Associate Editor Chris Rylander who will coordinate the review of your paper.

Thank you for responding to the suggestions made on the earlier paper, which was withdrawn.

In my review of this paper, I have two suggestions:

--While a language editor reviewed the paper, it doe have numerous writing errors that need to be fixed.

--Provide figure numbers on the figure pages.

--Figures 1 and 5 won't read in black and white, and the figure will be printed in black and white in the print journal version. Suggest using solid and dashed lines instead of colors.

--Figures 3, 4, 6, 7 are not needed and should be removed from the paper.

--The tables with "Param Groups" as the first column should have column entries that can be understood rather than the long parameter code.

You can check the web site for the status of your paper and to see the progress of the review by logging in as a returning author.

Should you have any questions, please communicate directly with Chris Rylander, cgr@austin.utexas.edu.

Copyright:

* Please make sure that each co-author has been entered into the ASME Journal Tool for your paper.

* Questions can be sent to: journalcopyright@asme.org

Page Charges:

*If accepted for publication, a page charge is assessed for each page over 12 typeset pages (approx. 12000 words including figures).

*An invoice will be sent when the paper is typeset.

*The Editor of the journal has the ability to waive this charge on a case-by-case basis.

*Charges for color figures in print are optional and will be billed to the author. Color charges cannot be waived by the Editor.

Thank you for your interest and participation in Journal of Medical Devices.

Sincerely,

William Durfee Editor, Journal of Medical Devices

Subject: Re: AE Assigned to Paper MED-18-1015

From: William Durfee <wkdurfee@umn.edu>

Date: 22/02/2018, 11:37

To: "Renan P. Jenie" <qwerty.user1983@gmail.com>

CC: Christopher G Rylander <cgr@austin.utexas.edu>, "Paruchuri, Sai Sameer (paruchsr)" <paruchsr@mail.uc.edu>

Dr. Jenie,

Once the paper starts the review process, a new version can't be uploaded without restarting the whole process, which we don't want to do.

So, two options. The first is to let the paper go through review and then in the post-review revision address my comments along with any comments from the reviewers. For this option, no action is needed from you right now.

The second option is for me to remove the paper and then you submit again as if it were a new paper. For this option, you need to let me know so that I can initiate the removal process.

Will Durfee

William Durfee
Professor and Director of Design Education
Associate Department Head
Department of Mechanical Engineering
University of Minnesota
111 Church St SE, Minneapolis, MN 55455
612-625-0099
wkdurfee@umn.edu

On Mon, Feb 19, 2018 at 8:26 PM, Renan P. Jenie <qwerty.user1983@gmail.com> wrote:

Dear Mr. Chris Rylander, Mr. William Durfee,

I am sorry for being late.

I would like to upload an edited version to MED-18-1015 based on Durfee review on February 12, but could not find where to upload the file to Journal Tool.

Sorry for the inconvenience I have caused.

PhD Student in Human Nutrition

Department of Community Nutrition

Bogor Agricultural University

[+62 811 1061 948](tel:+628111061948) / 9

qwerty_user1983@outlook.com / qwerty.user1983@gmail.com

On Mon, Feb 12, 2018 at 10:12 AM, <journalTool@asme.org> wrote:

Dear Mr. Renan Prasta Jenie,

The manuscript you submitted to Journal of Medical Devices, MED-18-1015, has been assigned to Associate Editor Chris Rylander who will coordinate the review of your paper.

Thank you for responding to the suggestions made on the earlier paper, which was withdrawn.

In my review of this paper, I have two suggestions:

--While a language editor reviewed the paper, it doe have numerous writing errors that need to be fixed.

--Provide figure numbers on the figure pages.

--Figures 1 and 5 won't read in black and white, and the figure will be printed in black and white in the print journal version. Suggest using solid and dashed lines instead of colors.

--Figures 3, 4, 6, 7 are not needed and should be removed from the paper.

--The tables with "Param Groups" as the first column should have column entries that can be understood rather than the long parameter code.

You can check the web site for the status of your paper and to see the progress of the review by logging in as a returning author.

Should you have any questions, please communicate directly with Chris Rylander, cgr@austin.utexas.edu.

Copyright:

* Please make sure that each co-author has been entered into the ASME Journal Tool for your paper.

* Questions can be sent to: journalcopyright@asme.org

Page Charges:

*If accepted for publication, a page charge is assessed for each page over 12 typeset pages (approx. 12000 words including figures).

*An invoice will be sent when the paper is typeset.

*The Editor of the journal has the ability to waive this charge on a case-by-case basis.

*Charges for color figures in print are optional and will be billed to the author. Color charges cannot be waived by the Editor.

Thank you for your interest and participation in Journal of Medical Devices.

Sincerely,

William Durfee Editor, Journal of Medical Devices

Subject: Re: AE Assigned to Paper MED-18-1015
From: William Durfee <wkdurfee@umn.edu>
Date: 22/02/2018, 11:44
To: "Renan P. Jenie" <qwerty.user1983@gmail.com>

Sounds good; thanks for your fast response.

William Durfee
Professor and Director of Design Education
Associate Department Head
Department of Mechanical Engineering
University of Minnesota
111 Church St SE, Minneapolis, MN 55455
612-625-0099
wkdurfee@umn.edu

On Wed, Feb 21, 2018 at 10:41 PM, Renan P. Jenie <qwerty.user1983@gmail.com> wrote:

Dear Dr. Durfee,

Thanks for prompt reply.

I shall choose the 1st option, and I shall include Your review in the subsequent version. :)

Sorry for the inconvenience I have caused. :)

Renan

Renan Prasta Jenie, S.T.P., M.T.

PhD Student in Human Nutrition

Department of Community Nutrition

Bogor Agricultural University

[+62 811 1061 948](tel:+628111061948) / 9

qwerty_user1983@outlook.com / qwerty.user1983@gmail.com

On Thu, Feb 22, 2018 at 11:37 AM, William Durfee <wkdurfee@umn.edu> wrote:

Dr. Jenie,

Once the paper starts the review process, a new version can't be uploaded without restarting the whole process, which we don't want to do.

So, two options. The first is to let the paper go through review and then in the post-review revision address my comments along with any comments from the reviewers. For this option, no action is needed from you right now.

The second option is for me to remove the paper and then you submit again as if it were a new paper. For this option, you need to let me know so that I can initiate the removal process.

Will Durfee

William Durfee
Professor and Director of Design Education
Associate Department Head
Department of Mechanical Engineering
University of Minnesota
[111 Church St SE, Minneapolis, MN 55455](http://111.Church.St.SE,Minneapolis,MN.55455)
[612-625-0099](tel:612-625-0099)
wkdurfee@umn.edu

On Mon, Feb 19, 2018 at 8:26 PM, Renan P. Jenie <qwerty.user1983@gmail.com> wrote:

Dear Mr. Chris Rylander, Mr. William Durfee,

I am sorry for being late.

I would like to upload an edited version to MED-18-1015 based on Durfee review on February 12, but could not find where to upload the file to Journal Tool.

Sorry for the inconvenience I have caused.

Renan Prasta Jenie, S.T.P., M.T.

PhD Student in Human Nutrition

Department of Community Nutrition

Bogor Agricultural University

[+62 811 1061 948](tel:+628111061948) / 9

qwerty_user1983@outlook.com / qwerty.user1983@gmail.com

On Mon, Feb 12, 2018 at 10:12 AM, <journalTool@asme.org> wrote:

Dear Mr. Renan Prasta Jenie,

The manuscript you submitted to Journal of Medical Devices, MED-18-1015, has been assigned to Associate Editor Chris Rylander who will coordinate the review of your paper.

Thank you for responding to the suggestions made on the earlier paper, which was withdrawn.

In my review of this paper, I have two suggestions:

--While a language editor reviewed the paper, it doe have numerous writing errors that need to be fixed.

--Provide figure numbers on the figure pages.

--Figures 1 and 5 won't read in black and white, and the figure will be printed in black and white in the print journal version. Suggest using solid and dashed lines instead of colors.

--Figures 3, 4, 6, 7 are not needed and should be removed from the paper.

--The tables with "Param Groups" as the first column should have column entries that can be understood rather than the long parameter code.

You can check the web site for the status of your paper and to see the progress of the review by logging in as a returning author.

Should you have any questions, please communicate directly with Chris Rylander, cgr@austin.utexas.edu.

Copyright:

* Please make sure that each co-author has been entered into the ASME Journal Tool for your paper.

* Questions can be sent to: journalcopyright@asme.org

Page Charges:

*If accepted for publication, a page charge is assessed for each page over 12 typeset pages (approx. 12000 words including figures).

*An invoice will be sent when the paper is typeset.

*The Editor of the journal has the ability to waive this charge on a case-by-case basis.

*Charges for color figures in print are optional and will be billed to the author. Color charges cannot be waived by the Editor.

Thank you for your interest and participation in Journal of Medical Devices.

Sincerely,

William Durfee Editor, Journal of Medical Devices

Subject: AE Recommendation on Paper MED-18-1015 (Research Paper)

From: journalTool@asme.org

Date: 07/08/2018, 22:41

To: qwerty.user1983@gmail.com

CC: cgr@austin.utexas.edu, wkdurfee@umn.edu, rampi002@umn.edu

Dear Mr. Renan Prasta Jenie,

Review of your paper, MED-18-1015 (Research Paper), Non-Invasive Optical Blood Glucose Measurement based on Discrete Fourier Transform and Fast Artificial Neural Network: Fasting Normal Glucose Participants Case Study, has been completed and my recommendation has been sent to the Editor.

The next step is for the Editor to make a decision. An email from the Editor informing you of this decision will be the next email communication that you receive.

The detailed comments of the reviewers and my recommendation will be available to you through your author account when the Editor makes their decision.

Thank you for submitting your work to the Journal of Medical Devices.
Sincerely,

Chris Rylander
Associate Editor, Journal of Medical Devices

Subject: Editor Decision on Paper MED-18-1015 (Research Paper)

From: journalTool@asme.org

Date: 08/08/2018, 04:03

To: qwerty.user1983@gmail.com

CC: wkdurfee@umn.edu, cgr@austin.utexas.edu, rampi002@umn.edu

Dear Mr. Renan Prasta Jenie,

Review has been completed on your paper, MED-18-1015 (Research Paper), Non-Invasive Optical Blood Glucose Measurement based on Discrete Fourier Transform and Fast Artificial Neural Network: Fasting Normal Glucose Participants Case Study.

Based on the comments received, the evaluation returned, and the recommendation of the Associate Editor, I wish to inform you that revisions are required for your paper to be considered for publication in the Journal of Medical Devices. You can log in to your account to see the detailed comments of the Reviewers.

The reviewers, the associate editor and I all agree that the content and work described is excellent. We also agree that the writing is not up to JMED standards. Please pay careful attention to the reviewer comments in your revision. Among other comments, all us agree that the paper is too long and encourage you to shorten the paper without losing any of the essential details.

Please proceed to revise your paper, addressing the reviewer comments, and submit your revised paper to the site.

Thank you.

Revision Due: 08/21/2018

Sincerely,

William Durfee
Editor, Journal of Medical Devices

Fwd: Editor Decision on Paper MED-18-1015 (Research Paper)

Subject: Fwd: Editor Decision on Paper MED-18-1015 (Research Paper)
From: Renan Prasta Jenie <qwertyuser1983@gmail.com>
Date: 15/08/2018, 15:15
To: Renan Prasta Jenie <qwertyuser1983@gmail.com>, Renan Prasta Jenie <qwerty_user1983@yahoo.com>, "Renan P. Jenie" <qwerty_User1983@outlook.com>

From: journal@jomsa.org
Sent: 8 August 2018 04:03:30 GMT+07:00
To: qwertyuser1983@gmail.com
CC: wldurfee@humm.edu, cgr@bacon.utexas.edu, camp002@humm.edu
Subject: Editor Decision on Paper MED-18-1015 (Research Paper)

Dear Mr. Renan Prasta Jenie,

Review has been completed on your paper, MED-18-1015 (Research Paper), Non-Invasive Optical Blood Glucose Measurement based on Discrete Fourier Transform and Fast Artificial Neural Network: Fasting Normal Glucose Participants Case Study.

Based on the comments received, the evaluation returned, and the recommendation of the Associate Editor, I wish to inform you that revisions are required for your paper to be considered for publication in the Journal of Medical Devices. You can log in to your account to see the detailed comments of the Reviewers.

The reviewers, the associate editor and I all agree that the content and work described is excellent. We also agree that the writing is not up to JMED standards. Please pay careful attention to the reviewer comments in your revision. Among other comments, all us agree that the paper is too long and encourage you to shorten the paper without losing any of the essential details. Please proceed to revise your paper, addressing the reviewer comments, and submit your revised paper to the site.

Thank you.
Revision Due: 08/21/2018

Sincerely,
William Durfee
Editor, Journal of Medical Devices

—
Sent from my Android device with K-9 Mail. Please excuse my brevity.

Subject: Fwd: Editor Decision on Paper MED-18-1015 (Research Paper)

From: "Renan P. Jenie" <qwerty.user1983@gmail.com>

Date: 15/08/2018, 21:20

To: Husin Alatas <s.h.alatas@gmail.com>, "Irzaman ." <irzaman@apps.ipb.ac.id>, "Renan Prasta Jenie MIC / IT Dir Binus Indonesia" <qwerty.user1983@gmail.com>, "Renan P. Jenie" <qwerty_User1983@outlook.com>, "Renan Prasta Jenie MIC / IT Dir Binus Indonesia" <qwerty_user1983@yahoo.com>, evyimam <evyimam@yahoo.com>, Rimbawan Rimbawan <rimbawan62@yahoo.com>, lpk biner <lpkbiner@yahoo.com>

Dear Bu Evy, Pak Irzaman, Pak Rimbawan, Pak Dadang, dan Pak Husin,

Alhamdu Lillah, manuskrip untuk Journal of Medical Devices telah masuk tahap Review 2.

Terima kasih atas masukan Bapak Ibu Semua.

Renan Prasta Jenie, S.T.P., M.T.

PhD Student in Human Nutrition

Department of Community Nutrition

Bogor Agricultural University

+62 811 1061 948 / 9

qwerty_user1983@outlook.com / qwerty.user1983@gmail.com

----- Forwarded message -----

From: <journalTool@asme.org>

Date: Wed, Aug 8, 2018 at 4:03 AM

Subject: Editor Decision on Paper MED-18-1015 (Research Paper)

To: <qwerty.user1983@gmail.com>

Cc: <wkdurfee@umn.edu>, <cgr@austin.utexas.edu>, <rampi002@umn.edu>

Dear Mr. Renan Prasta Jenie,

Review has been completed on your paper, MED-18-1015 (Research Paper), Non-Invasive Optical Blood Glucose Measurement based on Discrete Fourier Transform and Fast Artificial Neural Network: Fasting Normal Glucose Participants Case Study.

Based on the comments received, the evaluation returned, and the recommendation of the Associate Editor, I wish to inform you that revisions are required for your paper to be considered for publication in the Journal of Medical Devices. You can log in to your account

to see the detailed comments of the Reviewers.

The reviewers, the associate editor and I all agree that the content and work described is excellent. We also agree that the writing is not up to JMED standards. Please pay careful attention to the reviewer comments in your revision. Among other comments, all us agree that the paper is too long and encourage you to shorten the paper without losing any of the essential details.

Please proceed to revise your paper, addressing the reviewer comments, and submit your revised paper to the site.

Thank you.

Revision Due: 08/21/2018

Sincerely,

William Durfee
Editor, Journal of Medical Devices

— Attachments: —

DRAFT-MED-18-1015-0.pdf

17.5 MB

Subject: Irregular email response Re: Editor Decision on Paper MED-18-1015 (Research Paper)

From: "William Durfee" <wkdurfee@umn.edu>

Date: 15/08/2018, 21:11

To: qwerty.user1983@gmail.com

Response to emails may be slow, now through Aug 17.

--

William Durfee
Professor and Director of Design Education
Associate Department Head
Department of Mechanical Engineering
University of Minnesota
111 Church St SE, Minneapolis, MN 55455
612-625-0099
wkdurfee@umn.edu

Subject: Re: Editor Decision on Paper MED-18-1015 (Research Paper)

From: "qwerty_user1983@outlook.com" <qwerty_user1983@outlook.com>

Date: 15/08/2018, 21:42

To: Husin Alatas <s.h.alatas@gmail.com>

CC: "Irzaman ." <irzaman@apps.ipb.ac.id>, evyimam <evyimam@yahoo.com>, Rimbawan Rimbawan <rimbawan62@yahoo.com>, lpk biner <lpkbiner@yahoo.com>, "Renan P. Jenie" <qwerty_user1983@outlook.com>, Renan Prasta Jenie MIC / IT Dir Binus Indonesia <qwerty.user1983@gmail.com>, Renan Prasta Jenie MIC / IT Dir Binus Indonesia <qwerty_user1983@yahoo.com>

aa

Author Comments

This manuscript is an improved version based on a review by William Durfee on Tuesday, Jan 16, 2018, for manuscript MED-18-1009.

We have included the responses to each review points.

The word count is the sum of 5749 words and 2500 words worth of figures and tables.

Thanks for Your Consideration.

Renan

Reviewer #1 Comments

The manuscript presents a novel optics based non invasive blood glucose level measurement device with details on design, preclinical, and clinical test data.

Compared to the current invasive gold standard, the results for the presented non invasive device seem promising.

To be considered for publication the authors need to pay attention to the following comments:

1) The authors have done well to improve the manuscript compared to the previous version.

2) However, the manuscript needs to be further improved. While technical aspects of the manuscript seem satisfactory, the authors need to improve the written draft. The manuscript is not publication quality yet.

3) There are some very basic errors in the manuscript.

E.g.1) The abstract states RMS value as accuracy and it can be extremely challenging for the reader to understand what that means.

E.g.2) Throughout the manuscript there are numerous grammatical errors and the English language quality needs a major improvement.

4) It is recommended to add a brief conclusion section at the end of the manuscript following the discussion section.

Reviewer #2 Comments

This manuscript describes a novel, non-invasive method of blood glucose level monitoring. The technology is very interesting, but this paper needs substantial reformatting and copy-editing prior to being approved for publication. This reviewer suggests some of the copy-editing services suggested on the JMD website: http://journaltool.asme.org/Help/AuthorHelp/WebHelp/JournalsHelp.htm?_ga=2.265076941.338246875.1525190460-1129470472.1489527019#Guidelines/Services.htm Furthermore, this paper is far too long and includes too much description. Please split this work into 2 manuscripts or exclude several of the figures/tables and the corresponding text. In addition, several specific comments are outlined below:

1. Please introduce your acronyms appropriately.
2. Equations 1 and 2 are inserted without reference in the text nor explanation of variables
3. You do not need to state the timeframe in which you conducted your experiments, nor the lab in which it was conducted.
4. I'm unclear on how many experimental repetitions per sample were conducted versus how many experiments per sample type were conducted. Please reword for clarity.
5. When you say that "We have picked two best parameters...", you do not state what those are within the same paragraph. These should be introduced prior to stating they are "the best."
6. At numerous points throughout the paper, you separate experimental parameters by asterisks. This is not typical in technical writing, and should be reformatted.
7. The plural of datum is data, please use when appropriate.
8. When you do describe the "best parameters," they seem to be in the form you used experimentally as: "L1600outputCalculatedAbsoluteCleanMeans, period 1," and "L1050outputCalculatedRealCleanMeans, period 3." Please define these terms carefully and clearly for the readers.
9. "RMSE" is root-mean-square error, not rooted means squared error
10. The authors were very insistent on how non-random their clinical trial was. This only needs to be stated once.
11. What I believe to be the person that was working with individual patients in the clinical trial was referred to as the "enumerator." Please select a more typically used word with a clearer definition.
12. The paper's formatting is jumbled. You need to reformat the flow to a typical Introduction-Materials&Methods-Results-Discussion-Conclusions. Have the methods description for the benchtop experimentation and clinical trial under separate subheadings in the M&M, followed by having their results under separate subheading in the Results.
13. You do not need to state: "We did not perform additional analysis."
14. Increase all of the font sizes in Figure 1. Put a legend on each figure to state what the different curves are. Please use different curve weights and lines to allow readers to better discriminate between different datasets. These are also labeled in the order a-b-d-c
15. Figure 2 is a flowchart of how your device works, not a "base design"
16. Figure 3 looks nice, you should have it in color
17. Figure 4 b, c, and d look like they've been horizontally compacted without vertical scaling. Also, it is labeled in the order a-b-d-c
18. Figure 9 looks like it was vertically compacted without horizontal scaling

Reviewer #3 Comments

This paper titled "Non-Invasive Optical Blood Glucose Measurement based on Discrete Fourier Transform and Fast Artificial Neural Network: Fasting Normal Glucose Participants Case Study" presented interesting research work but my concerns are as follows.

Major concerns:

1. In your discussion, when comparing sensitivity and specificity, you cannot compare one value alone.

Usually, we compare one when the other one is fixed.

2. The reported accuracy is not consistent and I am a little confused.

"Our resultant RMSE of 10.8 mg/dl were just slightly higher than mandated ISO 15197:2016."

"Our result on RMSE was 3.64 mg/dl, which were lower than mandated ISO 15197:2016 10 mg/dl."

Could you please clarify this?

Other concerns:

1. There are still writing errors. For example, "we does...", "None already publish...", "the never been any report elsewhere for the implementation of DFT...", etc. In the introduction, I also think it would be better to use 108 million and 422 million instead of so many zeros.

2. Figures.

Why are these figures all repeated?

Please make sure that the fonts of the axes labels are visible clearly.

Also, the shape of some figures looks strange. The fonts may have been reshaped in a wrong ratio.

One more tiny thing is that I do not think the names like tableUser are professional.

3. Tables.

Again, some fonts are too small to see.

I suggest that you make comparison tables. For example, combine table 1 and 5; combine table 3 and 6. I was wondering, are the sensitivity of 81% and specificity of 83% good enough? What are these values compared to? It is better to see if your table 3 and 5 are combined.

4. "In this study, we have chosen a LED source with 1600 nm." I wonder, why?

Associate Editor Comments

Review of your paper, MED-18-1015 (Research Paper), Non-Invasive Optical Blood Glucose Measurement based on Discrete Fourier Transform and Fast Artificial Neural Network: Fasting Normal Glucose Participants Case Study, has been completed and my recommendation has been sent to the Editor.

The next step is for the Editor to make a decision. An email from the Editor informing you of this decision will be the next email communication that you receive.

The detailed comments of the reviewers and my recommendation will be available to you through your author account when the Editor makes their decision.

Thank you for submitting your work to the Journal of Medical Devices.

Technical Editor Comments

Review has been completed on your paper, MED-18-1015 (Research Paper), Non-Invasive Optical Blood Glucose Measurement based on Discrete Fourier Transform and Fast Artificial Neural Network: Fasting Normal Glucose Participants Case Study.

Based on the comments received, the evaluation returned, and the recommendation of the Associate Editor, I wish to inform you that revisions are required for your paper to be considered for publication in the Journal of Medical Devices. You can log in to your account to see the detailed comments of the Reviewers.

The reviewers, the associate editor and I all agree that the content and work described is excellent. We also agree that the writing is not up to JMED standards. Please pay careful attention to the reviewer comments in your revision. Among other comments, all us agree that the paper is too long and

Re: Editor Decision on Paper MED-18-1015 (Research Paper)

encourage you to shorten the paper without losing any of the essential details.

Please proceed to revise your paper, addressing the reviewer comments, and submit your revised paper to the site.

Thank you.

Renan Prasta Jenie, S.T.P., M.T.

PhD Student in Human Nutrition
Department of Community Nutrition
Bogor Agricultural University
+62 811 1061 948 / 9
qwerty_user1983@outlook.com / qwerty.user1983@gmail.com

From: Husin Alatas <s.h.alatas@gmail.com>
Sent: Wednesday, August 15, 2018 2:35 PM
To: Renan P. Jenie
Cc: Irzaman .; Renan Prasta Jenie; Renan Prasta Jenie MIC / IT Dir Binus Indonesia; evyimam; Rimbawan Rimbawan; lpk biner
Subject: Re: Editor Decision on Paper MED-18-1015 (Research Paper)

selamat Renan.

"The reviewers, the associate editor and I all agree that the content and work described is excellent"

excellent job!...

On Wed, Aug 15, 2018, 21:20 Renan P. Jenie <qwerty.user1983@gmail.com> wrote:

Dear Bu Evy, Pak Irzaman, Pak Rimbawan, Pak Dadang, dan Pak Husin,

Alhamdu Lillah, manuskrip untuk Journal of Medical Devices telah masuk tahap Review 2.

Terima kasih atas masukan Bapak Ibu Semua.

Renan Prasta Jenie, S.T.P., M.T.

PhD Student in Human Nutrition

Department of Community Nutrition

Bogor Agricultural University

+62 811 1061 948 / 9

qwerty_user1983@outlook.com / qwerty.user1983@gmail.com

----- Forwarded message -----

From: <journalTool@asme.org>

Date: Wed, Aug 8, 2018 at 4:03 AM

Subject: Editor Decision on Paper MED-18-1015 (Research Paper)

To: <qwerty.user1983@gmail.com>

Cc: <wkdurfee@umn.edu>, <cgr@austin.utexas.edu>, <rampi002@umn.edu>

Dear Mr. Renan Prasta Jenie,

Review has been completed on your paper, MED-18-1015 (Research Paper), Non-Invasive Optical Blood Glucose Measurement based on Discrete Fourier Transform and Fast Artificial Neural Network: Fasting Normal Glucose Participants Case Study.

Based on the comments received, the evaluation returned, and the recommendation of the Associate Editor, I wish to inform you that revisions are required for your paper to be considered for publication in the Journal of Medical Devices. You can log in to your account to see the detailed comments of the Reviewers.

The reviewers, the associate editor and I all agree that the content and work described is excellent. We also agree that the writing is not up to JMED standards. Please pay careful attention to the reviewer comments in your revision. Among other comments, all us agree that the paper is too long and encourage you to shorten the paper without losing any of the essential details.

Please proceed to revise your paper, addressing the reviewer comments, and submit your revised paper to the site.

Thank you.

Revision Due: 08/21/2018

Sincerely,

William Durfee

Editor, Journal of Medical Devices

Subject: Re: Editor Decision on Paper MED-18-1015 (Research Paper)

From: "Renan P. Jenie" <qwerty.user1983@gmail.com>

Date: 15/08/2018, 21:11

To: William Durfee <wkdurfee@umn.edu>

CC: Christopher G Rylander <cgr@austin.utexas.edu>, rampi002@umn.edu, "Renan Prasta Jenie MIC / IT Dir Binus Indonesia" <qwerty.user1983@gmail.com>, "Renan P. Jenie" <qwerty_User1983@outlook.com>, "Renan Prasta Jenie MIC / IT Dir Binus Indonesia" <qwerty_user1983@yahoo.com>

Dear Dr Durfee, Dr Rylander,

We have received Your email,

Thanks for the notification.

We shall rework the manuscript based on the Kind Reviewers input.

Best regards,

Renan Prasta Jenie, S.T.P., M.T.

PhD Student in Human Nutrition

Department of Community Nutrition

Bogor Agricultural University

+62 811 1061 948 / 9

qwerty_user1983@outlook.com / qwerty.user1983@gmail.com

On Wed, Aug 8, 2018 at 4:03 AM <journalTool@asme.org> wrote:

Dear Mr. Renan Prasta Jenie,

Review has been completed on your paper, MED-18-1015 (Research Paper), Non-Invasive Optical Blood Glucose Measurement based on Discrete Fourier Transform and Fast Artificial Neural Network: Fasting Normal Glucose Participants Case Study.

Based on the comments received, the evaluation returned, and the recommendation of the Associate Editor, I wish to inform you that revisions are required for your paper to be considered for publication in the Journal of Medical Devices. You can log in to your account to see the detailed comments of the Reviewers.

The reviewers, the associate editor and I all agree that the content and work described is

Re: Editor Decision on Paper MED-18-1015 (Research Paper)

excellent. We also agree that the writing is not up to JMED standards. Please pay careful attention to the reviewer comments in your revision. Among other comments, all us agree that the paper is too long and encourage you to shorten the paper without losing any of the essential details.

Please proceed to revise your paper, addressing the reviewer comments, and submit your revised paper to the site.

Thank you.

Revision Due: 08/21/2018

Sincerely,

William Durfee

Editor, Journal of Medical Devices

Subject: Re: Editor Decision on Paper MED-18-1015 (Research Paper)

From: Husin Alatas <s.h.alatas@gmail.com>

Date: 15/08/2018, 21:35

To: "Renan P. Jenie" <qwerty.user1983@gmail.com>

CC: "Irzaman ." <irzaman@apps.ipb.ac.id>, Renan Prasta Jenie

<qwerty_user1983@outlook.com>, "Renan Prasta Jenie MIC / IT Dir Binus Indonesia"

<qwerty_user1983@yahoo.com>, evyimam <evyimam@yahoo.com>, Rimbawan Rimbawan

<rimbawan62@yahoo.com>, lpk biner <lpkbiner@yahoo.com>

selamat Renan.

"The reviewers, the associate editor and I all agree that the content and work described is excellent"

excellent job!...

On Wed, Aug 15, 2018, 21:20 Renan P. Jenie <qwerty.user1983@gmail.com> wrote:

Dear Bu Evy, Pak Irzaman, Pak Rimbawan, Pak Dadang, dan Pak Husin,

Alhamdu Lillah, manuskrip untuk Journal of Medical Devices telah masuk tahap Review 2.

Terima kasih atas masukan Bapak Ibu Semua.

Renan Prasta Jenie, S.T.P., M.T.

PhD Student in Human Nutrition

Department of Community Nutrition

Bogor Agricultural University

+62 811 1061 948 / 9

qwerty_user1983@outlook.com / qwerty.user1983@gmail.com

----- Forwarded message -----

From: <journalTool@asme.org>

Date: Wed, Aug 8, 2018 at 4:03 AM

Subject: Editor Decision on Paper MED-18-1015 (Research Paper)

To: <qwerty.user1983@gmail.com>

Cc: <wkdurfee@umn.edu>, <cgr@austin.utexas.edu>, <rampi002@umn.edu>

Dear Mr. Renan Prasta Jenie,

Review has been completed on your paper, MED-18-1015 (Research Paper), Non-Invasive Optical Blood Glucose Measurement based on Discrete Fourier Transform and Fast Artificial Neural Network: Fasting Normal Glucose Participants Case Study.

Based on the comments received, the evaluation returned, and the recommendation of the Associate Editor, I wish to inform you that revisions are required for your paper to be considered for publication in the Journal of Medical Devices. You can log in to your account to see the detailed comments of the Reviewers.

The reviewers, the associate editor and I all agree that the content and work described is excellent. We also agree that the writing is not up to JMED standards. Please pay careful attention to the reviewer comments in your revision. Among other comments, all us agree that the paper is too long and encourage you to shorten the paper without losing any of the essential details.

Please proceed to revise your paper, addressing the reviewer comments, and submit your revised paper to the site.

Thank you.

Revision Due: 08/21/2018

Sincerely,

William Durfee

Editor, Journal of Medical Devices

Subject: Re: Editor Decision on Paper MED-18-1015 (Research Paper)

From: Renan Prasta Jenie <qwerty_user1983@outlook.com>

Date: 15/08/2018, 21:50

To: "Renan P. Jenie" <qwerty.user1983@gmail.com>, Husin Alatas <s.h.alatas@gmail.com>, "Irzaman ." <irzaman@apps.ipb.ac.id>, "Renan Prasta Jenie" <qwerty_User1983@outlook.com>, "Renan Prasta Jenie MIC / IT Dir Binus Indonesia" <qwerty_user1983@yahoo.com>, evyimam <evyimam@yahoo.com>, "Rimbawan Rimbawan" <rimbawan62@yahoo.com>, lpk biner <lpkbiner@yahoo.com>

Dear Bu Evy, Pak Irzaman, Pak Rimbawan, Pak Dadang, dan Pak Husin,

Berikut detail perbaikan yang diminta oleh JMD

Terima kasih atas masukan Bapak Ibu semua.

Author Comments

This manuscript is an improved version based on a review by William Durfee on Tuesday, Jan 16, 2018, for manuscript MED-18-1009.

We have included the responses to each review points.

The word count is the sum of 5749 words and 2500 words worth of figures and tables.

Thanks for Your Consideration.

Renan

Reviewer #1 Comments

The manuscript presents a novel optics based non invasive blood glucose level measurement device with details on design, preclinical, and clinical test data.

Compared to the current invasive gold standard, the results for the presented non invasive device seem promising.

To be considered for publication the authors need to pay attention to the following comments:

1) The authors have done well to improve the manuscript compared to the previous version.

2) However, the manuscript needs to be further improved. While technical aspects of the manuscript seem satisfactory, the authors need to improve the written draft. The manuscript is not publication quality yet.

3) There are some very basic errors in the manuscript.

E.g.1) The abstract states RMS value as accuracy and it can be extremely challenging for the reader to understand what that means.

E.g.2) Throughout the manuscript there are numerous grammatical errors and the English language quality needs a major improvement.

4) It is recommended to add a brief conclusion section at the end of the manuscript following the discussion section.

Reviewer #2 Comments

This manuscript describes a novel, non-invasive method of blood glucose level monitoring. The technology is very interesting, but this paper needs substantial reformatting and copy-editing prior to being approved for publication. This reviewer suggests some of the copy-editing services suggested on the JMD website: http://journaltool.asme.org/Help/AuthorHelp/WebHelp/JournalsHelp.htm?_ga=2.265076941.338246875.1525190460-1129470472.1489527019#Guidelines/Services.htm Furthermore, this paper is far too long and includes too much description. Please split this work into 2 manuscripts or exclude several of the figures/tables and the corresponding text. In addition, several specific comments are outlined below:

1. Please introduce your acronyms appropriately.
2. Equations 1 and 2 are inserted without reference in the text nor explanation of variables
3. You do not need to state the timeframe in which you conducted your experiments, nor the lab in which it was conducted.
4. I'm unclear on how many experimental repetitions per sample were conducted versus how many experiments per sample type were conducted. Please reword for clarity.
5. When you say that "We have picked two best parameters...", you do not state what those are within the same paragraph. These should be introduced prior to stating they are "the best."
6. At numerous points throughout the paper, you separate experimental parameters by asterisks. This is not typical in technical writing, and should be reformatted.
7. The plural of datum is data, please use when appropriate.
8. When you do describe the "best parameters," they seem to be in the form you used experimentally as: "L1600outputCalculatedAbsoluteCleanMeans, period 1," and "L1050outputCalculatedRealCleanMeans, period 3." Please define these terms carefully and clearly for the readers.
9. "RMSE" is root-mean-square error, not rooted means squared error
10. The authors were very insistent on how non-random their clinical trial was. This only needs to be stated once.
11. What I believe to be the person that was working with individual patients in the clinical trial was referred to as the "enumerator." Please select a more typically used word with a clearer definition.
12. The paper's formatting is jumbled. You need to reformat the flow to a typical Introduction-Materials&Methods-Results-Discussion-Conclusions. Have the methods description for the benchtop experimentation and clinical trial under separate subheadings in the M&M, followed by having their results under separate subheading in the Results.
13. You do not need to state: "We did not perform additional analysis."
14. Increase all of the font sizes in Figure 1. Put a legend on each figure to state what the different curves are. Please use different curve weights and lines to allow readers to better discriminate between different datasets. These are also labeled in the order a-b-d-c
15. Figure 2 is a flowchart of how your device works, not a "base design"
16. Figure 3 looks nice, you should have it in color
17. Figure 4 b, c, and d look like they've been horizontally compacted without vertical scaling. Also, it is labeled in the order a-b-d-c
18. Figure 9 looks like it was vertically compacted without horizontal scaling

Reviewer #3 Comments

This paper titled "Non-Invasive Optical Blood Glucose Measurement based on Discrete Fourier Transform and Fast Artificial Neural Network: Fasting Normal Glucose Participants Case Study" presented interesting research work but my concerns are as follows.

Major concerns:

1. In your discussion, when comparing sensitivity and specificity, you cannot compare one value alone. Usually, we compare one when the other one is fixed.
2. The reported accuracy is not consistent and I am a little confused.
"Our resultant RMSE of 10.8 mg/dl were just slightly higher than mandated ISO 15197:2016."
"Our result on RMSE was 3.64 mg/dl, which were lower than mandated ISO 15197:2016 10 mg/dl."
Could you please clarify this?

Other concerns:

1. There are still writing errors. For example, "we does...", "None already publish...", "the never been any report elsewhere for the implementation of DFT...", etc. In the introduction, I also think it would be better to use 108 million and 422 million instead of so many zeros.
2. Figures.
Why are these figures all repeated?
Please make sure that the fonts of the axes labels are visible clearly.
Also, the shape of some figures looks strange. The fonts may have been reshaped in a wrong ratio.
One more tiny thing is that I do not think the names like tableUser are professional.
3. Tables.
Again, some fonts are too small to see.
I suggest that you make comparison tables. For example, combine table 1 and 5; combine table 3 and 6. I was wondering, are the sensitivity of 81% and specificity of 83% good enough? What are these values compared to? It is better to see if your table 3 and 5 are combined.
4. "In this study, we have chosen a LED source with 1600 nm." I wonder, why?

Associate Editor Comments

Review of your paper, MED-18-1015 (Research Paper), Non-Invasive Optical Blood Glucose Measurement based on Discrete Fourier Transform and Fast Artificial Neural Network: Fasting Normal Glucose Participants Case Study, has been completed and my recommendation has been sent to the Editor.

The next step is for the Editor to make a decision. An email from the Editor informing you of this decision will be the next email communication that you receive.

The detailed comments of the reviewers and my recommendation will be available to you through your author account when the Editor makes their decision.

Thank you for submitting your work to the Journal of Medical Devices.

Technical Editor Comments

Review has been completed on your paper, MED-18-1015 (Research Paper), Non-Invasive Optical Blood Glucose Measurement based on Discrete Fourier Transform and Fast Artificial Neural Network: Fasting Normal Glucose Participants Case Study.

Based on the comments received, the evaluation returned, and the recommendation of the Associate Editor, I wish to inform you that revisions are required for your paper to be considered for publication in the Journal of Medical Devices. You can log in to your account to see the detailed comments of the Reviewers.

The reviewers, the associate editor and I all agree that the content and work described is excellent. We

Re: Editor Decision on Paper MED-18-1015 (Research Paper)

also agree that the writing is not up to JMED standards. Please pay careful attention to the reviewer comments in your revision. Among other comments, all us agree that the paper is too long and encourage you to shorten the paper without losing any of the essential details.

Please proceed to revise your paper, addressing the reviewer comments, and submit your revised paper to the site.

Thank you.

Renan Prasta Jenie, S.T.P., M.T.

PhD Student in Human Nutrition
Department of Community Nutrition
Bogor Agricultural University
+62 811 1061 948 / 9
qwerty_user1983@outlook.com / qwerty.user1983@gmail.com

From: Renan P. Jenie <qwerty.user1983@gmail.com>

Sent: Wednesday, August 15, 2018 2:20 PM

To: Husin Alatas; Irzaman .; Renan Prasta Jenie MIC / IT Dir Binus Indonesia; Renan P. Jenie; Renan Prasta Jenie MIC / IT Dir Binus Indonesia; evyimam; Rimbawan Rimbawan; lpk biner

Subject: Fwd: Editor Decision on Paper MED-18-1015 (Research Paper)

Dear Bu Evy, Pak Irzaman, Pak Rimbawan, Pak Dadang, dan Pak Husin,

Alhamdu Lillah, manuskrip untuk Journal of Medical Devices telah masuk tahap Review 2.

Terima kasih atas masukan Bapak Ibu Semua.

Renan Prasta Jenie, S.T.P., M.T.

PhD Student in Human Nutrition

Department of Community Nutrition

Bogor Agricultural University

+62 811 1061 948 / 9

qwerty_user1983@outlook.com / qwerty.user1983@gmail.com

----- Forwarded message -----

From: <journalTool@asme.org>

Date: Wed, Aug 8, 2018 at 4:03 AM

Subject: Editor Decision on Paper MED-18-1015 (Research Paper)

To: <qwerty.user1983@gmail.com>

Cc: <wkdurfee@umn.edu>, <cgr@austin.utexas.edu>, <rampi002@umn.edu>

Dear Mr. Renan Prasta Jenie,

Re: Editor Decision on Paper MED-18-1015 (Research Paper)

Review has been completed on your paper, MED-18-1015 (Research Paper), Non-Invasive Optical Blood Glucose Measurement based on Discrete Fourier Transform and Fast Artificial Neural Network: Fasting Normal Glucose Participants Case Study.

Based on the comments received, the evaluation returned, and the recommendation of the Associate Editor, I wish to inform you that revisions are required for your paper to be considered for publication in the Journal of Medical Devices. You can log in to your account to see the detailed comments of the Reviewers.

The reviewers, the associate editor and I all agree that the content and work described is excellent. We also agree that the writing is not up to JMED standards. Please pay careful attention to the reviewer comments in your revision. Among other comments, all us agree that the paper is too long and encourage you to shorten the paper without losing any of the essential details.

Please proceed to revise your paper, addressing the reviewer comments, and submit your revised paper to the site.

Thank you.

Revision Due: 08/21/2018

Sincerely,

William Durfee

Editor, Journal of Medical Devices

Subject: Re: Editor Decision on Paper MED-18-1015 (Research Paper)

From: "Renan P. Jenie" <qwerty.user1983@gmail.com>

Date: 17/08/2018, 16:49

To: William Durfee <wkdurfee@umn.edu>

CC: Christopher G Rylander <cgr@austin.utexas.edu>, rampi002@umn.edu, "Irzaman ." <irzaman@apps.ipb.ac.id>, Husin Alatas <s.h.alatas@gmail.com>, "Renan Prasta Jenie MIC / IT Dir Binus Indonesia" <qwerty.user1983@gmail.com>, "Renan Prasta Jenie MIC / IT Dir Binus Indonesia" <qwerty_user1983@yahoo.com>, "Renan P. Jenie" <qwerty_User1983@outlook.com>

Dear Dr Durfee, Dr Rylander,

I am currently working on revising DRAFT-MED-18-1015-0, which due to 21 August 2018.

But,

My Doctoral defence is to be held at 23 August 2018, which keep my schedule tied.

I would like to ask to postpone the Revision Due date from 21 August 2018 for one or two weeks.

Furthermore, I would like some additional explanations for two points in the review,

"Furthermore, this paper is far too long and includes too much description. Please split this work into two manuscripts or exclude several of the figures/tables and the corresponding text" (Reviewer #2)

We have omitted several Figures based on previous review, namely Figure 3, 4, 6, and 7. We also agree that this paper is too heavy because it mentions four phases of interrelated research,

- Early investigation of blood glucose,
- device design and development,
- a preclinical trial of the device on blood glucose model, and
- a clinical trial of the invention

We would like to ask for a further recommendation on how we should split the manuscript.

"In your discussion, when comparing sensitivity and specificity, you cannot compare one value alone. Usually, we compare one when the other one is fixed." (Reviewer #3)

I am sorry. I did not understand what you mean.

Afaik, sensitivity value is not related to specificity value at all, unless the prevalence of the reference condition for each trial is known, which is not the case.

Please recommend us to a good example reference paper on how those parameters

should be compared.

I am sorry for the inconvenience I have caused.

Renan Prasta Jenie, S.T.P., M.T.

PhD Student in Human Nutrition

Department of Community Nutrition

Bogor Agricultural University

+62 811 1061 948 / 9

qwerty_user1983@outlook.com / qwerty.user1983@gmail.com

On Wed, Aug 15, 2018 at 9:11 PM Renan P. Jenie <qwerty.user1983@gmail.com> wrote:

Dear Dr Durfee, Dr Rylander,

We have received Your email,

Thanks for the notification.

We shall rework the manuscript based on the Kind Reviewers input.

Best regards,

Renan Prasta Jenie, S.T.P., M.T.

PhD Student in Human Nutrition

Department of Community Nutrition

Bogor Agricultural University

+62 811 1061 948 / 9

qwerty_user1983@outlook.com / qwerty.user1983@gmail.com

On Wed, Aug 8, 2018 at 4:03 AM <journalTool@asme.org> wrote:

Dear Mr. Renan Prasta Jenie,

Review has been completed on your paper, MED-18-1015 (Research Paper), Non-Invasive Optical Blood Glucose Measurement based on Discrete Fourier Transform and Fast Artificial Neural Network: Fasting Normal Glucose Participants Case Study.

Based on the comments received, the evaluation returned, and the recommendation of the Associate Editor, I wish to inform you that revisions are required for your paper to be considered for publication in the Journal of Medical Devices. You can log in to your account to see the detailed comments of the Reviewers.

The reviewers, the associate editor and I all agree that the content and work described is excellent. We also agree that the writing is not up to JMED standards. Please pay careful attention to the reviewer comments in your revision. Among other comments, all us agree that the paper is too long and encourage you to shorten the paper without losing any of the essential details.

Please proceed to revise your paper, addressing the reviewer comments, and submit your revised paper to the site.

Thank you.

Revision Due: 08/21/2018

Sincerely,

William Durfee

Editor, Journal of Medical Devices

Subject: Re: Editor Decision on Paper MED-18-1015 (Research Paper)

From: William Durfee <wkdurfee@umn.edu>

Date: 17/08/2018, 20:14

To: "Renan P. Jenie" <qwerty.user1983@gmail.com>

CC: Christopher G Rylander <cgr@austin.utexas.edu>, "rampi002@umn.edu" <rampi002@umn.edu>, "Irzaman ." <irzaman@apps.ipb.ac.id>, Husin Alatas <s.h.alatas@gmail.com>, "Renan Prasta Jenie MIC / IT Dir Binus Indonesia" <qwerty_user1983@yahoo.com>, "Renan P. Jenie" <qwerty_User1983@outlook.com>

Renan,

Thanks for your email.

Yes, two more weeks for the revised manuscript is fine. Good luck on your doctoral defense, which I am sure will go fine.

I suggest that the one JMED paper be a justification of the need for the device and a brief review of relevant previous research and devices (i.e., the introduction), a description of your device, in sufficient detail so that the reader can understand the invention, and a description of how the device was evaluated to determine that it works (i.e. bench tests and pre-clinical animal tests). You could also summarize the clinical tests if needed (remember to include a statement that the clinical testing was approved by an ethics committee). With concise writing, that should fit easily into the 12-page limit for a JMED research paper. The detailed report of the clinical study could be the other paper, that you submit to a clinical journal.

Let me know if you have further questions.

Will Durfee

William Durfee
Professor and Director of Design Education
Associate Department Head
Department of Mechanical Engineering
University of Minnesota
111 Church St SE, Minneapolis, MN 55455
612-625-0099
wkdurfee@umn.edu

On Fri, Aug 17, 2018 at 4:49 AM, Renan P. Jenie <qwerty.user1983@gmail.com> wrote:

Dear Dr Durfee, Dr Rylander,

I am currently working on revising DRAFT-MED-18-1015-0, which due to 21 August 2018.

But,

My Doctoral defence is to be held at 23 August 2018, which keep my schedule tied.

I would like to ask to postpone the Revision Due date from 21 August 2018 for one or two weeks.

Furthermore, I would like some additional explanations for two points in the review,

"Furthermore, this paper is far too long and includes too much description. Please split this work into two manuscripts or exclude several of the figures/tables and the corresponding text" (Reviewer #2)

We have omitted several Figures based on previous review, namely Figure 3, 4, 6, and 7. We also agree that this paper is too heavy because it mentions four phases of interrelated research,

- Early investigation of blood glucose,
- device design and development,
- a preclinical trial of the device on blood glucose model, and
- a clinical trial of the invention

We would like to ask for a further recommendation on how we should split the manuscript.

"In your discussion, when comparing sensitivity and specificity, you cannot compare one value alone. Usually, we compare one when the other one is fixed." (Reviewer #3)

I am sorry. I did not understand what you mean.

Afaik, sensitivity value is not related to specificity value at all, unless the prevalence of the reference condition for each trial is known, which is not the case.

Please recommend us to a good example reference paper on how those parameters should be compared.

I am sorry for the inconvenience I have caused.

Renan Prasta Jenie, S.T.P., M.T.

PhD Student in Human Nutrition

Department of Community Nutrition

Bogor Agricultural University

+62 811 1061 948 / 9

qwerty_user1983@outlook.com / qwerty.user1983@gmail.com

On Wed, Aug 15, 2018 at 9:11 PM Renan P. Jenie <qwerty.user1983@gmail.com> wrote:

Dear Dr Durfee, Dr Rylander,

We have received Your email,

Thanks for the notification.

We shall rework the manuscript based on the Kind Reviewers input.

Best regards,

Renan Prasta Jenie, S.T.P., M.T.

PhD Student in Human Nutrition

Department of Community Nutrition

Bogor Agricultural University

+62 811 1061 948 / 9

qwerty_user1983@outlook.com / qwerty.user1983@gmail.com

On Wed, Aug 8, 2018 at 4:03 AM <journalTool@asme.org> wrote:

Dear Mr. Renan Prasta Jenie,

Review has been completed on your paper, MED-18-1015 (Research Paper), Non-Invasive Optical Blood Glucose Measurement based on Discrete Fourier Transform and Fast Artificial Neural Network: Fasting Normal Glucose Participants Case Study.

Based on the comments received, the evaluation returned, and the recommendation of the Associate Editor, I wish to inform you that revisions are required for your paper to be considered for publication in the Journal of Medical Devices. You can log in to your account to see the detailed comments of the Reviewers.

The reviewers, the associate editor and I all agree that the content and work described is excellent. We also agree that the writing is not up to JMED standards. Please pay careful attention to the reviewer comments in your revision. Among other comments, all us agree that the paper is too long and encourage you to shorten the paper without losing any of the essential details.

Please proceed to revise your paper, addressing the reviewer comments, and submit your revised paper to the site.

Thank you.

Revision Due: 08/21/2018

Sincerely,

William Durfee

Editor, Journal of Medical Devices

Subject: Re: Editor Decision on Paper MED-18-1015 (Research Paper)

From: "Renan P. Jenie" <qwerty.user1983@gmail.com>

Date: 17/08/2018, 20:35

To: William Durfee <wkdurfee@umn.edu>

CC: Christopher G Rylander <cgr@austin.utexas.edu>, rampi002@umn.edu, "Irzaman ." <irzaman@apps.ipb.ac.id>, Husin Alatas <s.h.alatas@gmail.com>, "Renan Prasta Jenie MIC / IT Dir Binus Indonesia" <qwerty_user1983@yahoo.com>, "Renan P. Jenie" <qwerty_User1983@outlook.com>, "Renan Prasta Jenie MIC / IT Dir Binus Indonesia" <qwerty.user1983@gmail.com>

Dear Dr Durfee,

Thanks for Your help. :)

We shall revise Our manuscript according to Your suggestion.

Renan Prasta Jenie, S.T.P., M.T.

PhD Student in Human Nutrition

Department of Community Nutrition

Bogor Agricultural University

+62 811 1061 948 / 9

qwerty_user1983@outlook.com / qwerty.user1983@gmail.com

On Fri, Aug 17, 2018 at 8:15 PM William Durfee <wkdurfee@umn.edu> wrote:

Renan,

Thanks for your email.

Yes, two more weeks for the revised manuscript is fine. Good luck on your doctoral defense, which I am sure will go fine.

I suggest that the one JMED paper be a justification of the need for the device and a brief review of relevant previous research and devices (i.e., the introduction), a description of your device, in sufficient detail so that the reader can understand the invention, and a description of how the device was evaluated to determine that it works (i.e. bench tests and pre-clinical animal tests). You could also summarize the clinical tests if needed (remember to include a statement that the clinical testing was approved by an ethics committee). With concise writing, that should fit easily into the 12-page limit for a JMED research paper. The detailed report of the clinical study could be the other paper, that you submit to a clinical journal.

Let me know if you have further questions.

Will Durfee

William Durfee
Professor and Director of Design Education
Associate Department Head
Department of Mechanical Engineering
University of Minnesota
111 Church St SE, Minneapolis, MN 55455
612-625-0099
wkdurfee@umn.edu

On Fri, Aug 17, 2018 at 4:49 AM, Renan P. Jenie <qwerty.user1983@gmail.com> wrote:

Dear Dr Durfee, Dr Rylander,

I am currently working on revising DRAFT-MED-18-1015-0, which due to 21 August 2018.

But,

My Doctoral defence is to be held at 23 August 2018, which keep my schedule tied.

I would like to ask to postpone the Revision Due date from 21 August 2018 for one or two weeks.

Furthermore, I would like some additional explanations for two points in the review,

"Furthermore, this paper is far too long and includes too much description. Please split this work into two manuscripts or exclude several of the figures/tables and the corresponding text" (Reviewer #2)

We have omitted several Figures based on previous review, namely Figure 3, 4, 6, and 7.

We also agree that this paper is too heavy because it mentions four phases of interrelated research,

- Early investigation of blood glucose,
- device design and development,
- a preclinical trial of the device on blood glucose model, and
- a clinical trial of the invention

We would like to ask for a further recommendation on how we should split the manuscript.

"In your discussion, when comparing sensitivity and specificity, you cannot compare one value alone. Usually, we compare one when the other one is fixed." (Reviewer #3)

I am sorry. I did not understand what you mean.

Afaik, sensitivity value is not related to specificity value at all, unless the prevalence of the reference condition for each trial is known, which is not the case.

Please recommend us to a good example reference paper on how those parameters should be compared.

I am sorry for the inconvenience I have caused.

Renan Prasta Jenie, S.T.P., M.T.

PhD Student in Human Nutrition

Department of Community Nutrition

Bogor Agricultural University

+62 811 1061 948 / 9

qwerty_user1983@outlook.com / qwerty.user1983@gmail.com

On Wed, Aug 15, 2018 at 9:11 PM Renan P. Jenie <qwerty.user1983@gmail.com> wrote:

Dear Dr Durfee, Dr Rylander,

We have received Your email,

Thanks for the notification.

We shall rework the manuscript based on the Kind Reviewers input.

Best regards,

Renan Prasta Jenie, S.T.P., M.T.

PhD Student in Human Nutrition

Department of Community Nutrition

Bogor Agricultural University

+62 811 1061 948 / 9

qwerty_user1983@outlook.com / qwerty.user1983@gmail.com

On Wed, Aug 8, 2018 at 4:03 AM <journalTool@asme.org> wrote:

Dear Mr. Renan Prasta Jenie,

Review has been completed on your paper, MED-18-1015 (Research Paper), Non-Invasive Optical Blood Glucose Measurement based on Discrete Fourier Transform and Fast Artificial Neural Network: Fasting Normal Glucose Participants Case Study.

Based on the comments received, the evaluation returned, and the recommendation of the Associate Editor, I wish to inform you that revisions are required for your paper to be considered for publication in the Journal of Medical Devices. You can log in to your account to see the detailed comments of the Reviewers.

The reviewers, the associate editor and I all agree that the content and work described is excellent. We also agree that the writing is not up to JMED standards. Please pay careful attention to the reviewer comments in your revision. Among other comments, all us agree that the paper is too long and encourage you to shorten the paper without losing any of the essential details.

Please proceed to revise your paper, addressing the reviewer comments, and submit your revised paper to the site.

Thank you.

Revision Due: 08/21/2018

Sincerely,

William Durfee

Editor, Journal of Medical Devices

Subject: Fw: Editor Decision on Paper MED-18-1015 (Research Paper)

From: Renan Prasta Jenie <qwerty_user1983@outlook.com>

Date: 01/09/2018, 16:55

To: Renan Prasta Jenie <qwerty_user1983@outlook.com>, Renan Prasta Jenie <qwerty_user1983@yahoo.com>, Renan Prasta Jenie MIC / IT Dir Binus Indonesia <qwerty.user1983@gmail.com>, Husin Alatas <s.h.alatas@gmail.com>, "Irzaman ." <irzaman@apps.ipb.ac.id>, evyimam <evyimam@yahoo.com>, Rimbawan Rimbawan <rimbawan62@yahoo.com>, lpk biner <lpkbiner@yahoo.com>, Naufal Muharam Nurdin <naufalmn.ipb@gmail.com>

Renan Prasta Jenie has shared OneDrive files with you. To view them, click the links below.

 [Journals_Template_Renan v 0.08.01.odt](#)  [Journals_Template_Renan v 0.08.01.pdf](#)

 [Journals_Template_Renan v 0.08.01.docx](#)

Dear Pak Husin, Pak Irzaman, Bu Evy, Pak Rimbawan, Pak Dadang, dan Pak Naufal,

Berikut draft perbaikan jurnal JMD untuk batas pengiriman tanggal 4 September 2018.

Mohon masukannya.

Renan Prasta Jenie, S.T.P., M.T.

PhD Student in Human Nutrition
Department of Community Nutrition
Bogor Agricultural University
+62 811 1061 948 / 9
qwerty_user1983@outlook.com / qwerty.user1983@gmail.com

From: William Durfee <wkdurfee@umn.edu>

Sent: Friday, August 17, 2018 1:14 PM

To: Renan P. Jenie

Cc: Christopher G Rylander; rampi002@umn.edu; Irzaman .; Husin Alatas; Renan Prasta Jenie MIC / IT Dir Binus Indonesia; Renan P. Jenie

Subject: Re: Editor Decision on Paper MED-18-1015 (Research Paper)

Renan,

Thanks for your email.

Yes, two more weeks for the revised manuscript is fine. Good luck on your doctoral defense, which I am sure will go fine.

I suggest that the one JMED paper be a justification of the need for the device and a brief review of relevant previous research and devices (i.e., the introduction), a description of your device, in sufficient

detail so that the reader can understand the invention, and a description of how the device was evaluated to determine that it works (i.e. bench tests and pre-clinical animal tests). You could also summarize the clinical tests if needed (remember to include a statement that the clinical testing was approved by an ethics committee). With concise writing, that should fit easily into the 12-page limit for a JMED research paper. The detailed report of the clinical study could be the other paper, that you submit to a clinical journal.

Let me know if you have further questions.

Will Durfee

William Durfee
Professor and Director of Design Education
Associate Department Head
Department of Mechanical Engineering
University of Minnesota
111 Church St SE, Minneapolis, MN 55455
612-625-0099
wkdurfee@umn.edu

On Fri, Aug 17, 2018 at 4:49 AM, Renan P. Jenie <qwerty.user1983@gmail.com> wrote:

Dear Dr Durfee, Dr Rylander,

I am currently working on revising DRAFT-MED-18-1015-0, which due to 21 August 2018.

But,

My Doctoral defence is to be held at 23 August 2018, which keep my schedule tied.

I would like to ask to postpone the Revision Due date from 21 August 2018 for one or two weeks.

Furthermore, I would like some additional explanations for two points in the review,

"Furthermore, this paper is far too long and includes too much description. Please split this work into two manuscripts or exclude several of the figures/tables and the corresponding text" (Reviewer #2)

We have omitted several Figures based on previous review, namely Figure 3, 4, 6, and 7.

We also agree that this paper is too heavy because it mentions four phases of interrelated research,

- Early investigation of blood glucose,
- device design and development,
- a preclinical trial of the device on blood glucose model, and
- a clinical trial of the invention

We would like to ask for a further recommendation on how we should split the manuscript.

"In your discussion, when comparing sensitivity and specificity, you cannot compare one value alone. Usually, we compare one when the other one is fixed." (Reviewer #3)

I am sorry. I did not understand what you mean.

Afaik, sensitivity value is not related to specificity value at all, unless the prevalence of the reference condition for each trial is known, which is not the case.

Please recommend us to a good example reference paper on how those parameters should be compared.

I am sorry for the inconvenience I have caused.

Renan Prasta Jenie, S.T.P., M.T.

PhD Student in Human Nutrition

Department of Community Nutrition

Bogor Agricultural University

+62 811 1061 948 / 9

qwerty_user1983@outlook.com / qwerty.user1983@gmail.com

On Wed, Aug 15, 2018 at 9:11 PM Renan P. Jenie <qwerty.user1983@gmail.com> wrote:

Dear Dr Durfee, Dr Rylander,

We have received Your email,

Thanks for the notification.

We shall rework the manuscript based on the Kind Reviewers input.

Best regards,

Renan Prasta Jenie, S.T.P., M.T.

PhD Student in Human Nutrition

Department of Community Nutrition

Bogor Agricultural University

+62 811 1061 948 / 9

qwerty_user1983@outlook.com / qwerty.user1983@gmail.com

On Wed, Aug 8, 2018 at 4:03 AM <journalTool@asme.org> wrote:

Dear Mr. Renan Prasta Jenie,

Review has been completed on your paper, MED-18-1015 (Research Paper), Non-Invasive Optical Blood Glucose Measurement based on Discrete Fourier Transform and Fast Artificial Neural Network: Fasting Normal Glucose Participants Case Study.

Based on the comments received, the evaluation returned, and the recommendation of the Associate Editor, I wish to inform you that revisions are required for your paper to be considered for publication in the Journal of Medical Devices. You can log in to your account to see the detailed comments of the Reviewers.

The reviewers, the associate editor and I all agree that the content and work described is excellent. We also agree that the writing is not up to JMED standards. Please pay careful attention to the reviewer comments in your revision. Among other comments, all us agree that the paper is too long and encourage you to shorten the paper without losing any of the essential details.

Please proceed to revise your paper, addressing the reviewer comments, and submit your revised paper to the site.

Thank you.

Revision Due: 08/21/2018

Sincerely,

William Durfee

Editor, Journal of Medical Devices

Subject: Re: Editor Decision on Paper MED-18-1015 (Research Paper)

From: Renan Prasta Jenie <qwerty_user1983@outlook.com>

Date: 01/09/2018, 18:02

To: Renan Prasta Jenie <qwerty_user1983@outlook.com>, Renan Prasta Jenie <qwerty_user1983@yahoo.com>, Renan Prasta Jenie MIC / IT Dir Binus Indonesia <qwerty.user1983@gmail.com>, Husin Alatas <s.h.alatas@gmail.com>, "Irzaman ." <irzaman@apps.ipb.ac.id>, evyimam <evyimam@yahoo.com>, Rimbawan Rimbawan <rimbawan62@yahoo.com>, lpk biner <lpkbiner@yahoo.com>, Naufal Muharam Nurdin <naufalmn.ipb@gmail.com>

Renan Prasta Jenie has shared OneDrive files with you. To view them, click the links below.

 [Journals_Template_Renan v 0.08.02.docx](#)

 [Journals_Template_Renan v 0.08.02.odt](#)

 [Journals_Template_Renan v 0.08.02.pdf](#)

Dear Pak Husin, Pak Irzaman, Bu Evy, Pak Rimbawan, Pak Dadang, dan Pak Naufal,

Berikut draft perbaikan jurnal JMD dan telah diperbaiki grammarnya dengan Grammarly untuk batas pengiriman tanggal 4 September 2018.

Mohon masukannya.

Renan Prasta Jenie, S.T.P., M.T.

PhD Student in Human Nutrition
Department of Community Nutrition
Bogor Agricultural University
+62 811 1061 948 / 9
qwerty_user1983@outlook.com / qwerty.user1983@gmail.com

From: Renan Prasta Jenie <qwerty_user1983@outlook.com>

Sent: Saturday, September 1, 2018 9:55 AM

To: Renan Prasta Jenie; Renan Prasta Jenie; Renan Prasta Jenie MIC / IT Dir Binus Indonesia; Husin Alatas; Irzaman .; evyimam; Rimbawan Rimbawan; lpk biner; Naufal Muharam Nurdin

Subject: Fw: Editor Decision on Paper MED-18-1015 (Research Paper)

Dear Pak Husin, Pak Irzaman, Bu Evy, Pak Rimbawan, Pak Dadang, dan Pak Naufal,

Berikut draft perbaikan jurnal JMD untuk batas pengiriman tanggal 4 September 2018.

Mohon masukannya.

Renan Prasta Jenie, S.T.P., M.T.

PhD Student in Human Nutrition
Department of Community Nutrition
Bogor Agricultural University
+62 811 1061 948 / 9
qwerty_user1983@outlook.com / qwerty.user1983@gmail.com

From: William Durfee <wkdurfee@umn.edu>

Sent: Friday, August 17, 2018 1:14 PM

To: Renan P. Jenie

Cc: Christopher G Rylander; rampi002@umn.edu; Irzaman .; Husin Alatas; Renan Prasta Jenie MIC / IT Dir Binus Indonesia; Renan P. Jenie

Subject: Re: Editor Decision on Paper MED-18-1015 (Research Paper)

Renan,

Thanks for your email.

Yes, two more weeks for the revised manuscript is fine. Good luck on your doctoral defense, which I am sure will go fine.

I suggest that the one JMED paper be a justification of the need for the device and a brief review of relevant previous research and devices (i.e., the introduction), a description of your device, in sufficient detail so that the reader can understand the invention, and a description of how the device was evaluated to determine that it works (i.e. bench tests and pre-clinical animal tests). You could also summarize the clinical tests if needed (remember to include a statement that the clinical testing was approved by an ethics committee). With concise writing, that should fit easily into the 12-page limit for a JMED research paper. The detailed report of the clinical study could be the other paper, that you submit to a clinical journal.

Let me know if you have further questions.

Will Durfee

William Durfee
Professor and Director of Design Education
Associate Department Head
Department of Mechanical Engineering
University of Minnesota
111 Church St SE, Minneapolis, MN 55455
612-625-0099
wkdurfee@umn.edu

On Fri, Aug 17, 2018 at 4:49 AM, Renan P. Jenie <qwerty.user1983@gmail.com> wrote:

Dear Dr Durfee, Dr Rylander,

I am currently working on revising DRAFT-MED-18-1015-0, which due to 21 August 2018.

But,

My Doctoral defence is to be held at 23 August 2018, which keep my schedule tied.

I would like to ask to postpone the Revision Due date from 21 August 2018 for one or two weeks.

Furthermore, I would like some additional explanations for two points in the review,

"Furthermore, this paper is far too long and includes too much description. Please split this work into two manuscripts or exclude several of the figures/tables and the corresponding text" (Reviewer #2)

We have omitted several Figures based on previous review, namely Figure 3, 4, 6, and 7.

We also agree that this paper is too heavy because it mentions four phases of interrelated research,

- Early investigation of blood glucose,
- device design and development,
- a preclinical trial of the device on blood glucose model, and
- a clinical trial of the invention

We would like to ask for a further recommendation on how we should split the manuscript.

"In your discussion, when comparing sensitivity and specificity, you cannot compare one value alone. Usually, we compare one when the other one is fixed." (Reviewer #3)

I am sorry. I did not understand what you mean.

Afaik, sensitivity value is not related to specificity value at all, unless the prevalence of the reference condition for each trial is known, which is not the case.

Please recommend us to a good example reference paper on how those parameters should be compared.

I am sorry for the inconvenience I have caused.

Renan Prasta Jenie, S.T.P., M.T.

PhD Student in Human Nutrition

Department of Community Nutrition

Bogor Agricultural University

+62 811 1061 948 / 9

qwerty_user1983@outlook.com / qwerty.user1983@gmail.com

On Wed, Aug 15, 2018 at 9:11 PM Renan P. Jenie <qwerty.user1983@gmail.com> wrote:

Dear Dr Durfee, Dr Rylander,

We have received Your email,

Thanks for the notification.

We shall rework the manuscript based on the Kind Reviewers input.

Best regards,

Renan Prasta Jenie, S.T.P., M.T.
PhD Student in Human Nutrition
Department of Community Nutrition
Bogor Agricultural University
+62 811 1061 948 / 9
qwerty_user1983@outlook.com / qwerty.user1983@gmail.com

On Wed, Aug 8, 2018 at 4:03 AM <journalTool@asme.org> wrote:

Dear Mr. Renan Prasta Jenie,

Review has been completed on your paper, MED-18-1015 (Research Paper), Non-Invasive Optical Blood Glucose Measurement based on Discrete Fourier Transform and Fast Artificial Neural Network: Fasting Normal Glucose Participants Case Study.

Based on the comments received, the evaluation returned, and the recommendation of the Associate Editor, I wish to inform you that revisions are required for your paper to be considered for publication in the Journal of Medical Devices. You can log in to your account to see the detailed comments of the Reviewers.

The reviewers, the associate editor and I all agree that the content and work described is excellent. We also agree that the writing is not up to JMED standards. Please pay careful attention to the reviewer comments in your revision. Among other comments, all us agree that the paper is too long and encourage you to shorten the paper without losing any of the essential details.

Please proceed to revise your paper, addressing the reviewer comments, and submit your revised paper to the site.

Thank you.

Revision Due: 08/21/2018

Sincerely,

William Durfee
Editor, Journal of Medical Devices

Subject: Re: Editor Decision on Paper MED-18-1015 (Research Paper)

From: Renan Prasta Jenie <qwerty_user1983@outlook.com>

Date: 02/09/2018, 23:36

To: Renan Prasta Jenie <qwerty_user1983@outlook.com>, Renan Prasta Jenie <qwerty_user1983@yahoo.com>, Renan Prasta Jenie MIC / IT Dir Binus Indonesia <qwerty.user1983@gmail.com>, Husin Alatas <s.h.alatas@gmail.com>, "Irzaman ." <irzaman@apps.ipb.ac.id>

Renan Prasta Jenie has shared OneDrive files with you. To view them, click the links below.

 [Journals_Template_Renan v 0.08.04.docx](#)

 [Journals_Template_Renan v 0.08.04.odt](#)

 [Journals_Template_Renan v 0.08.04.pdf](#)

Dear Pak Husin,

Berikut perbaikan terkini sesuai masukan Bapak tiga jam yang lalu.

[Minta maaf, kehabisan ide untuk memperpanjang konklusi]

Renan Prasta Jenie, S.T.P., M.T.

PhD Student in Human Nutrition
Department of Community Nutrition
Bogor Agricultural University
+62 811 1061 948 / 9
qwerty_user1983@outlook.com / qwerty.user1983@gmail.com

From: Renan Prasta Jenie <qwerty_user1983@outlook.com>

Sent: Saturday, September 1, 2018 11:02 AM

To: Renan Prasta Jenie; Renan Prasta Jenie; Renan Prasta Jenie MIC / IT Dir Binus Indonesia; Husin Alatas; Irzaman .; evyimam; Rimbawan Rimbawan; lpk biner; Naufal Muharam Nurdin

Subject: Re: Editor Decision on Paper MED-18-1015 (Research Paper)

Dear Pak Husin, Pak Irzaman, Bu Evy, Pak Rimbawan, Pak Dadang, dan Pak Naufal,

Berikut draft perbaikan jurnal JMD dan telah diperbaiki grammarnya dengan Grammarly untuk batas pengiriman tanggal 4 September 2018.

Mohon masukannya.

Renan Prasta Jenie, S.T.P., M.T.

PhD Student in Human Nutrition
Department of Community Nutrition
Bogor Agricultural University

+62 811 1061 948 / 9

qwerty_user1983@outlook.com / qwerty.user1983@gmail.com

From: Renan Prasta Jenie <qwerty_user1983@outlook.com>

Sent: Saturday, September 1, 2018 9:55 AM

To: Renan Prasta Jenie; Renan Prasta Jenie; Renan Prasta Jenie MIC / IT Dir Binus Indonesia; Husin Alatas; Irzaman .; evyimam; Rimbawan Rimbawan; lpk biner; Naufal Muharam Nurdin

Subject: Fw: Editor Decision on Paper MED-18-1015 (Research Paper)

Dear Pak Husin, Pak Irzaman, Bu Evy, Pak Rimbawan, Pak Dadang, dan Pak Naufal,

Berikut draft perbaikan jurnal JMD untuk batas pengiriman tanggal 4 September 2018.

Mohon masukannya.

Renan Prasta Jenie, S.T.P., M.T.

PhD Student in Human Nutrition

Department of Community Nutrition

Bogor Agricultural University

+62 811 1061 948 / 9

qwerty_user1983@outlook.com / qwerty.user1983@gmail.com

From: William Durfee <wkdurfee@umn.edu>

Sent: Friday, August 17, 2018 1:14 PM

To: Renan P. Jenie

Cc: Christopher G Rylander; rampi002@umn.edu; Irzaman .; Husin Alatas; Renan Prasta Jenie MIC / IT Dir Binus Indonesia; Renan P. Jenie

Subject: Re: Editor Decision on Paper MED-18-1015 (Research Paper)

Renan,

Thanks for your email.

Yes, two more weeks for the revised manuscript is fine. Good luck on your doctoral defense, which I am sure will go fine.

I suggest that the one JMED paper be a justification of the need for the device and a brief review of relevant previous research and devices (i.e., the introduction), a description of your device, in sufficient detail so that the reader can understand the invention, and a description of how the device was evaluated to determine that it works (i.e. bench tests and pre-clinical animal tests). You could also summarize the clinical tests if needed (remember to include a statement that the clinical testing was approved by an ethics committee). With concise writing, that should fit easily into the 12-page limit for a JMED research paper. The detailed report of the clinical study could be the other paper, that you submit to a clinical journal.

Let me know if you have further questions.

Will Durfee

William Durfee
Professor and Director of Design Education
Associate Department Head
Department of Mechanical Engineering
University of Minnesota
111 Church St SE, Minneapolis, MN 55455
612-625-0099
wkdurfee@umn.edu

On Fri, Aug 17, 2018 at 4:49 AM, Renan P. Jenie <qwerty.user1983@gmail.com> wrote:

Dear Dr Durfee, Dr Rylander,

I am currently working on revising DRAFT-MED-18-1015-0, which due to 21 August 2018.

But,

My Doctoral defence is to be held at 23 August 2018, which keep my schedule tied.

I would like to ask to postpone the Revision Due date from 21 August 2018 for one or two weeks.

Furthermore, I would like some additional explanations for two points in the review,

"Furthermore, this paper is far too long and includes too much description. Please split this work into two manuscripts or exclude several of the figures/tables and the corresponding text" (Reviewer #2)

We have omitted several Figures based on previous review, namely Figure 3, 4, 6, and 7.

We also agree that this paper is too heavy because it mentions four phases of interrelated research,

- Early investigation of blood glucose,
- device design and development,
- a preclinical trial of the device on blood glucose model, and
- a clinical trial of the invention

We would like to ask for a further recommendation on how we should split the manuscript.

"In your discussion, when comparing sensitivity and specificity, you cannot compare one value alone. Usually, we compare one when the other one is fixed." (Reviewer #3)

I am sorry. I did not understand what you mean.

Afaik, sensitivity value is not related to specificity value at all, unless the prevalence of the reference condition for each trial is known, which is not the case.

Please recommend us to a good example reference paper on how those parameters should be compared.

I am sorry for the inconvenience I have caused.

Renan Prasta Jenie, S.T.P., M.T.

PhD Student in Human Nutrition

Department of Community Nutrition

Bogor Agricultural University

+62 811 1061 948 / 9

qwerty_user1983@outlook.com / qwerty.user1983@gmail.com

On Wed, Aug 15, 2018 at 9:11 PM Renan P. Jenie <qwerty.user1983@gmail.com> wrote:

Dear Dr Durfee, Dr Rylander,

We have received Your email,

Thanks for the notification.

We shall rework the manuscript based on the Kind Reviewers input.

Best regards,

Renan Prasta Jenie, S.T.P., M.T.

PhD Student in Human Nutrition

Department of Community Nutrition

Bogor Agricultural University

+62 811 1061 948 / 9

qwerty_user1983@outlook.com / qwerty.user1983@gmail.com

On Wed, Aug 8, 2018 at 4:03 AM <journalTool@asme.org> wrote:

Dear Mr. Renan Prasta Jenie,

Review has been completed on your paper, MED-18-1015 (Research Paper), Non-Invasive Optical Blood Glucose Measurement based on Discrete Fourier Transform and Fast Artificial Neural Network: Fasting Normal Glucose Participants Case Study.

Based on the comments received, the evaluation returned, and the recommendation of the Associate Editor, I wish to inform you that revisions are required for your paper to be considered for publication in the Journal of Medical Devices. You can log in to your account to see the detailed comments of the Reviewers.

The reviewers, the associate editor and I all agree that the content and work described is excellent. We also agree that the writing is not up to JMED standards. Please pay careful attention to the reviewer comments in your revision. Among other comments, all us agree that the paper is too long and encourage you to shorten the paper without losing any of the essential details.

Please proceed to revise your paper, addressing the reviewer comments, and submit your revised paper to the site.

Thank you.

Revision Due: 08/21/2018

Sincerely,

William Durfee
Editor, Journal of Medical Devices

Subject: Re: Editor Decision on Paper MED-18-1015 (Research Paper)

From: evy damayanthi <evyimam@yahoo.com>

Date: 02/09/2018, 23:53

To: Renan Prasta Jenie <qwerty_user1983@outlook.com>, Renan Prasta Jenie <qwerty_user1983@yahoo.com>, Renan Prasta Jenie MIC / IT Dir Binus Indonesia <qwerty.user1983@gmail.com>, Husin Alatas <s.h.alatas@gmail.com>, "Irzaman ." <irzaman@apps.ipb.ac.id>, Rimbawan Rimbawan <rimbawan62@yahoo.com>, lpk biner <lpkbiner@yahoo.com>, Naufal Muharam Nurdin <naufalmn.ipb@gmail.com>

Dear Renan,

Terlampit masukan dari saya, khususnya belum ada key words ya.

Semoga manuskripnya dapat lolos.

Evy

On Saturday, 1 September 2018, 6:02:22 pm GMT+7, Renan Prasta Jenie <qwerty_user1983@outlook.com> wrote:

Renan Prasta Jenie has shared OneDrive files with you. To view them, click the links below.



[Journals_Template_Renan v 0.08.02.docx](#)



[Journals_Template_Renan v 0.08.02.odt](#)



[Journals_Template_Renan v 0.08.02.pdf](#)

Dear Pak Husin, Pak Irzaman, Bu Evy, Pak Rimbawan, Pak Dadang, dan Pak Naufal,

Berikut draft perbaikan jurnal JMD dan telah diperbaiki grammarnya dengan Grammarly untuk batas pengiriman tanggal 4 September 2018.

Mohon masukannya.

Renan Prasta Jenie, S.T.P., M.T.

PhD Student in Human Nutrition

Department of Community Nutrition

Bogor Agricultural University

+62 811 1061 948 / 9

qwerty_user1983@outlook.com / qwerty.user1983@gmail.com

From: Renan Prasta Jenie <qwerty_user1983@outlook.com>

Sent: Saturday, September 1, 2018 9:55 AM

Re: Editor Decision on Paper MED-18-1015 (Research Paper)

To: Renan Prasta Jenie; Renan Prasta Jenie; Renan Prasta Jenie MIC / IT Dir Binus Indonesia; Husin Alatas; Irzaman .; evyimam; Rimbawan Rimbawan; lpk biner; Naufal Muharam Nurdin

Subject: Fw: Editor Decision on Paper MED-18-1015 (Research Paper)

Dear Pak Husin, Pak Irzaman, Bu Evy, Pak Rimbawan, Pak Dadang, dan Pak Naufal,

Berikut draft perbaikan jurnal JMD untuk batas pengiriman tanggal 4 September 2018.

Mohon masukannya.

Renan Prasta Jenie, S.T.P., M.T.

PhD Student in Human Nutrition

Department of Community Nutrition

Bogor Agricultural University

+62 811 1061 948 / 9

qwerty_user1983@outlook.com / qwerty.user1983@gmail.com

From: William Durfee <wkdurfee@umn.edu>

Sent: Friday, August 17, 2018 1:14 PM

To: Renan P. Jenie

Cc: Christopher G Rylander; rampi002@umn.edu; Irzaman .; Husin Alatas; Renan Prasta Jenie MIC / IT Dir Binus Indonesia; Renan P. Jenie

Subject: Re: Editor Decision on Paper MED-18-1015 (Research Paper)

Renan,

Thanks for your email.

Yes, two more weeks for the revised manuscript is fine. Good luck on your doctoral defense, which I am sure will go fine.

I suggest that the one JMED paper be a justification of the need for the device and a brief review of relevant previous research and devices (i.e., the introduction), a description of your device, in sufficient detail so that the reader can understand the invention, and a description of how the device was evaluated to determine that it works (i.e. bench tests and pre-clinical animal tests). You could also summarize the clinical tests if needed (remember to include a statement that the clinical testing was approved by an ethics committee). With concise writing, that should fit easily into the 12-page limit for a JMED research paper. The detailed report of the clinical study could be the other paper, that you submit to a clinical journal.

Let me know if you have further questions.

Will Durfee

William Durfee
Professor and Director of Design Education
Associate Department Head
Department of Mechanical Engineering
University of Minnesota
111 Church St SE, Minneapolis, MN 55455
612-625-0099
wkdurfee@umn.edu

On Fri, Aug 17, 2018 at 4:49 AM, Renan P. Jenie <qwerty.user1983@gmail.com> wrote:

Dear Dr Durfee, Dr Rylander,

I am currently working on revising DRAFT-MED-18-1015-0, which due to 21 August 2018.

But,

My Doctoral defence is to be held at 23 August 2018, which keep my schedule tied.

I would like to ask to postpone the Revision Due date from 21 August 2018 for one or two weeks.

Furthermore, I would like some additional explanations for two points in the review,

"Furthermore, this paper is far too long and includes too much description. Please split this work into two manuscripts or exclude several of the figures/tables and the corresponding text" (Reviewer #2)

We have omitted several Figures based on previous review, namely Figure 3, 4, 6, and 7.

We also agree that this paper is too heavy because it mentions four phases of interrelated research,

- Early investigation of blood glucose,
- device design and development,
- a preclinical trial of the device on blood glucose model, and
- a clinical trial of the invention

We would like to ask for a further recommendation on how we should split the manuscript.

"In your discussion, when comparing sensitivity and specificity, you cannot compare one value alone. Usually, we compare one when the other one is fixed." (Reviewer #3)

I am sorry. I did not understand what you mean.

Afaik, sensitivity value is not related to specificity value at all, unless the prevalence of the reference condition for each trial is known, which is not the case.

Please recommend us to a good example reference paper on how those parameters should be compared.

I am sorry for the inconvenience I have caused.

Renan Prasta Jenie, S.T.P., M.T.

PhD Student in Human Nutrition

Department of Community Nutrition

Bogor Agricultural University

+62 811 1061 948 / 9

qwerty_user1983@outlook.com / qwerty.user1983@gmail.com

On Wed, Aug 15, 2018 at 9:11 PM Renan P. Jenie <qwerty.user1983@gmail.com> wrote:

Dear Dr Durfee, Dr Rylander,

We have received Your email,

Thanks for the notification.

We shall rework the manuscript based on the Kind Reviewers input.

Best regards,

Renan Prasta Jenie, S.T.P., M.T.

PhD Student in Human Nutrition

Department of Community Nutrition

Bogor Agricultural University

+62 811 1061 948 / 9

qwerty_user1983@outlook.com / qwerty.user1983@gmail.com

On Wed, Aug 8, 2018 at 4:03 AM <journalTool@asme.org> wrote:

Dear Mr. Renan Prasta Jenie,

Review has been completed on your paper, MED-18-1015 (Research Paper), Non-Invasive Optical Blood Glucose Measurement based on Discrete Fourier Transform and Fast Artificial Neural Network: Fasting Normal Glucose Participants Case Study.

Based on the comments received, the evaluation returned, and the recommendation of the Associate Editor, I wish to inform you that revisions are required for your paper to be considered for publication in the Journal of Medical Devices. You can log in to your account to see the detailed comments of the Reviewers.

The reviewers, the associate editor and I all agree that the content and work described is excellent. We also agree that the writing is not up to JMED standards. Please pay careful attention to the reviewer comments in your revision. Among other comments, all us agree that the paper is too long and encourage you to shorten the paper without losing any of the essential details.

Please proceed to revise your paper, addressing the reviewer comments, and submit your revised paper to the site.

Thank you.

Revision Due: 08/21/2018

Sincerely,

William Durfee
Editor, Journal of Medical Devices

— Attachments: —

Journals_Template_Renan v 0.08.01_Evy.docx

328 kB

Subject: Confirmation of submission of revised MED-18-1015

From: journals@asme.org

Date: 03/09/2018, 23:25

To: qwerty.user1983@gmail.com

CC: wkdurfee@umn.edu, rampi002@umn.edu, cgr@austin.utexas.edu

*** This is an auto-generated e-mail. There is no need to reply. ***

Dear Renan Prasta,

This e-mail is a confirmation that you have submitted a revised version of the Research Paper, MED-18-1015 to the journal of Journal of Medical Devices.

A separate document addressing the reviewers concerns has also been provided.

You can check the web site for the status of your paper and to review its progress by logging in as a returning author.

*** This is an auto-generated e-mail. There is no need to reply. ***

Subject: Confirmation of update of Research Paper, MED-18-1015

From: journals@asme.org

Date: 03/09/2018, 23:37

To: qwerty.user1983@gmail.com

CC: wkdurfee@umn.edu, rampi002@umn.edu, cgr@austin.utexas.edu

*** This is an auto-generated e-mail. There is no need to reply. ***

Dear Renan Prasta,

This e-mail is a confirmation that you have updated your submitted Research Paper MED-18-1015.

Thank you for your interest and participation in the Journal of Medical Devices.

*** This is an auto-generated e-mail. There is no need to reply. ***

Subject: Confirmation of update of Research Paper, MED-18-1015

From: journals@asme.org

Date: 04/09/2018, 00:15

To: qwerty.user1983@gmail.com

CC: wkdurfee@umn.edu, rampi002@umn.edu, cgr@austin.utexas.edu

*** This is an auto-generated e-mail. There is no need to reply. ***

Dear Renan Prasta,

This e-mail is a confirmation that you have updated your submitted Research Paper MED-18-1015.

Thank you for your interest and participation in the Journal of Medical Devices.

*** This is an auto-generated e-mail. There is no need to reply. ***

Subject: Confirmation of update of Research Paper, MED-18-1015

From: journals@asme.org

Date: 04/09/2018, 06:49

To: qwerty.user1983@gmail.com

CC: wkdurfee@umn.edu, rampi002@umn.edu, cgr@austin.utexas.edu

*** This is an auto-generated e-mail. There is no need to reply. ***

Dear Renan Prasta,

This e-mail is a confirmation that you have updated your submitted Research Paper MED-18-1015.

Thank you for your interest and participation in the Journal of Medical Devices.

*** This is an auto-generated e-mail. There is no need to reply. ***

Subject: Confirmation of update of Research Paper, MED-18-1015

From: journals@asme.org

Date: 04/09/2018, 06:56

To: qwerty.user1983@gmail.com

CC: wkdurfee@umn.edu, rampi002@umn.edu, cgr@austin.utexas.edu

*** This is an auto-generated e-mail. There is no need to reply. ***

Dear Renan Prasta,

This e-mail is a confirmation that you have updated your submitted Research Paper MED-18-1015.

Thank you for your interest and participation in the Journal of Medical Devices.

*** This is an auto-generated e-mail. There is no need to reply. ***

Subject: Re: Editor Decision on Paper MED-18-1015 (Research Paper)

From: "Renan P. Jenie" <qwerty.user1983@gmail.com>

Date: 05/09/2018, 12:01

To: William Durfee <wkdurfee@umn.edu>

CC: Christopher G Rylander <cgr@austin.utexas.edu>, rampi002@umn.edu, "Irzaman ." <irzaman@apps.ipb.ac.id>, Husin Alatas <s.h.alatas@gmail.com>, "Renan Prasta Jenie MIC / IT Dir Binus Indonesia" <qwerty_user1983@yahoo.com>, "Renan P. Jenie" <qwerty_User1983@outlook.com>, "Renan Prasta Jenie MIC / IT Dir Binus Indonesia" <qwerty.user1983@gmail.com>

Dear Dr. Durfee, Dr. Rylander,

We sent our revision based on latest review yesterday, including the responses to each reviewer. :)

We offer our gratitude for the extra time to prepare for this manuscript.

Thank for Your help. :)

Note. And, I would like to thanks to Dr. Durfee for Your vote of confidence. I have successfully defended my dissertation on 23 August 2018.

Best Regards,

Renan Prasta Jenie, S.T.P., M.T.

Ph.D. Student in Human Nutrition

Department of Community Nutrition

Bogor Agricultural University

+62 811 1061 948 / 9

qwerty_user1983@outlook.com / qwerty.user1983@gmail.com

On Fri, Aug 17, 2018 at 8:15 PM William Durfee <wkdurfee@umn.edu> wrote:

Renan,

Thanks for your email.

Yes, two more weeks for the revised manuscript is fine. Good luck on your doctoral defense, which I am sure will go fine.

I suggest that the one JMED paper be a justification of the need for the device and a

brief review of relevant previous research and devices (i.e., the introduction), a description of your device, in sufficient detail so that the reader can understand the invention, and a description of how the device was evaluated to determine that it works (i.e. bench tests and pre-clinical animal tests). You could also summarize the clinical tests if needed (remember to include a statement that the clinical testing was approved by an ethics committee). With concise writing, that should fit easily into the 12-page limit for a JMED research paper. The detailed report of the clinical study could be the other paper, that you submit to a clinical journal.

Let me know if you have further questions.

Will Durfee

William Durfee
Professor and Director of Design Education
Associate Department Head
Department of Mechanical Engineering
University of Minnesota
111 Church St SE, Minneapolis, MN 55455
612-625-0099
wkdurfee@umn.edu

On Fri, Aug 17, 2018 at 4:49 AM, Renan P. Jenie <qwerty.user1983@gmail.com> wrote:

Dear Dr Durfee, Dr Rylander,

I am currently working on revising DRAFT-MED-18-1015-0, which due to 21 August 2018.

But,

My Doctoral defence is to be held at 23 August 2018, which keep my schedule tied.

I would like to ask to postpone the Revision Due date from 21 August 2018 for one or two weeks.

Furthermore, I would like some additional explanations for two points in the review,

"Furthermore, this paper is far too long and includes too much description. Please split this work into two manuscripts or exclude several of the figures/tables and the corresponding text" (Reviewer #2)

We have omitted several Figures based on previous review, namely Figure 3, 4, 6, and 7.

We also agree that this paper is too heavy because it mentions four phases of interrelated research,

- Early investigation of blood glucose,
- device design and development,
- a preclinical trial of the device on blood glucose model, and
- a clinical trial of the invention

We would like to ask for a further recommendation on how we should split the manuscript.

"In your discussion, when comparing sensitivity and specificity, you cannot compare one value alone. Usually, we compare one when the other one is fixed." (Reviewer #3)

I am sorry. I did not understand what you mean.

Afaik, sensitivity value is not related to specificity value at all, unless the prevalence of the reference condition for each trial is known, which is not the case.

Please recommend us to a good example reference paper on how those parameters should be compared.

I am sorry for the inconvenience I have caused.

Renan Prasta Jenie, S.T.P., M.T.

PhD Student in Human Nutrition

Department of Community Nutrition

Bogor Agricultural University

+62 811 1061 948 / 9

qwerty_user1983@outlook.com / qwerty.user1983@gmail.com

On Wed, Aug 15, 2018 at 9:11 PM Renan P. Jenie <qwerty.user1983@gmail.com> wrote:

Dear Dr Durfee, Dr Rylander,

We have received Your email,

Thanks for the notification.

We shall rework the manuscript based on the Kind Reviewers input.

Best regards,

Renan Prasta Jenie, S.T.P., M.T.

PhD Student in Human Nutrition

Department of Community Nutrition

Bogor Agricultural University

+62 811 1061 948 / 9

qwerty_user1983@outlook.com / qwerty.user1983@gmail.com

On Wed, Aug 8, 2018 at 4:03 AM <journalTool@asme.org> wrote:

Dear Mr. Renan Prasta Jenie,

Review has been completed on your paper, MED-18-1015 (Research Paper), Non-Invasive Optical Blood Glucose Measurement based on Discrete Fourier Transform and Fast Artificial Neural Network: Fasting Normal Glucose Participants Case Study.

Based on the comments received, the evaluation returned, and the recommendation of the Associate Editor, I wish to inform you that revisions are required for your paper to be considered for publication in the Journal of Medical Devices. You can log in to your account to see the detailed comments of the Reviewers.

The reviewers, the associate editor and I all agree that the content and work described is excellent. We also agree that the writing is not up to JMED standards. Please pay careful attention to the reviewer comments in your revision. Among other comments, all us agree that the paper is too long and encourage you to shorten the paper without losing any of the essential details.

Please proceed to revise your paper, addressing the reviewer comments, and submit your revised paper to the site.

Thank you.

Revision Due: 08/21/2018

Sincerely,

William Durfee

Editor, Journal of Medical Devices

Subject: Re: Editor Decision on Paper MED-18-1015 (Research Paper)

From: William Durfee <wkdurfee@umn.edu>

Date: 20/09/2018, 01:18

To: "Renan P. Jenie" <qwerty.user1983@gmail.com>

Dr. Jenie,

Congratulations on completing your PhD!

Will

William Durfee
Professor and Director of Design Education
Associate Department Head
Department of Mechanical Engineering
University of Minnesota
111 Church St SE, Minneapolis, MN 55455
612-625-0099
wkdurfee@umn.edu

On Wed, Sep 5, 2018 at 12:02 AM Renan P. Jenie <qwerty.user1983@gmail.com> wrote:

Dear Dr. Durfee, Dr. Rylander,

We sent our revision based on latest review yesterday, including the responses to each reviewer. :)

We offer our gratitude for the extra time to prepare for this manuscript.

Thank for Your help. :)

Note. And, I would like to thanks to Dr. Durfee for Your vote of confidence. I have successfully defended my dissertation on 23 August 2018.

Best Regards,

Renan Prasta Jenie, S.T.P., M.T.

Ph.D. Student in Human Nutrition

Department of Community Nutrition

Bogor Agricultural University

+62 811 1061 948 / 9

qwerty_user1983@outlook.com / qwerty.user1983@gmail.com

On Fri, Aug 17, 2018 at 8:15 PM William Durfee <wkdurfee@umn.edu> wrote:

Renan,

Thanks for your email.

Yes, two more weeks for the revised manuscript is fine. Good luck on your doctoral defense, which I am sure will go fine.

I suggest that the one JMED paper be a justification of the need for the device and a brief review of relevant previous research and devices (i.e., the introduction), a description of your device, in sufficient detail so that the reader can understand the invention, and a description of how the device was evaluated to determine that it works (i.e. bench tests and pre-clinical animal tests). You could also summarize the clinical tests if needed (remember to include a statement that the clinical testing was approved by an ethics committee). With concise writing, that should fit easily into the 12-page limit for a JMED research paper. The detailed report of the clinical study could be the other paper, that you submit to a clinical journal.

Let me know if you have further questions.

Will Durfee

William Durfee
Professor and Director of Design Education
Associate Department Head
Department of Mechanical Engineering
University of Minnesota
111 Church St SE, Minneapolis, MN 55455
612-625-0099
wkdurfee@umn.edu

On Fri, Aug 17, 2018 at 4:49 AM, Renan P. Jenie <qwerty.user1983@gmail.com> wrote:

Dear Dr Durfee, Dr Rylander,

I am currently working on revising DRAFT-MED-18-1015-0, which due to 21 August 2018.

But,

My Doctoral defence is to be held at 23 August 2018, which keep my schedule tied.

I would like to ask to postpone the Revision Due date from 21 August 2018 for one or two weeks.

Furthermore, I would like some additional explanations for two points in the review,

"Furthermore, this paper is far too long and includes too much description. Please split this work into two manuscripts or exclude several of the figures/tables and the corresponding text" (Reviewer #2)

We have omitted several Figures based on previous review, namely Figure 3, 4, 6, and 7.

We also agree that this paper is too heavy because it mentions four phases of interrelated research,

- Early investigation of blood glucose,
- device design and development,
- a preclinical trial of the device on blood glucose model, and
- a clinical trial of the invention

We would like to ask for a further recommendation on how we should split the manuscript.

"In your discussion, when comparing sensitivity and specificity, you cannot compare one value alone. Usually, we compare one when the other one is fixed." (Reviewer #3)

I am sorry. I did not understand what you mean.

Afaik, sensitivity value is not related to specificity value at all, unless the prevalence of the reference condition for each trial is known, which is not the case.

Please recommend us to a good example reference paper on how those parameters should be compared.

I am sorry for the inconvenience I have caused.

Renan Prasta Jenie, S.T.P., M.T.

PhD Student in Human Nutrition

Department of Community Nutrition

Bogor Agricultural University

+62 811 1061 948 / 9

qwerty_user1983@outlook.com / qwerty.user1983@gmail.com

On Wed, Aug 15, 2018 at 9:11 PM Renan P. Jenie <qwerty.user1983@gmail.com> wrote:

Dear Dr Durfee, Dr Rylander,

We have received Your email,

Thanks for the notification.

We shall rework the manuscript based on the Kind Reviewers input.

Best regards,

Renan Prasta Jenie, S.T.P., M.T.

PhD Student in Human Nutrition

Department of Community Nutrition

Bogor Agricultural University

+62 811 1061 948 / 9

qwerty_user1983@outlook.com / qwerty.user1983@gmail.com

On Wed, Aug 8, 2018 at 4:03 AM <journalTool@asme.org> wrote:

Dear Mr. Renan Prasta Jenie,

Review has been completed on your paper, MED-18-1015 (Research Paper), Non-Invasive Optical Blood Glucose Measurement based on Discrete Fourier Transform and Fast Artificial Neural Network: Fasting Normal Glucose Participants Case Study.

Based on the comments received, the evaluation returned, and the recommendation of the Associate Editor, I wish to inform you that revisions are required for your paper to be considered for publication in the Journal of Medical Devices. You can log in to your account to see the detailed comments of the Reviewers.

The reviewers, the associate editor and I all agree that the content and work described is excellent. We also agree that the writing is not up to JMED standards. Please pay careful attention to the reviewer comments in your revision. Among other comments, all us agree that the paper is too long and

Re: Editor Decision on Paper MED-18-1015 (Research Paper)

encourage you to shorten the paper without losing any of the essential details.

Please proceed to revise your paper, addressing the reviewer comments, and submit your revised paper to the site.

Thank you.

Revision Due: 08/21/2018

Sincerely,

William Durfee

Editor, Journal of Medical Devices

Subject: Re: Editor Decision on Paper MED-18-1015 (Research Paper)

From: "Renan P. Jenie" <qwerty.user1983@gmail.com>

Date: 28/09/2018, 16:42

To: William Durfee <wkdurfee@umn.edu>, Christopher G Rylander <cgr@austin.utexas.edu>, "Renan P. Jenie" <qwerty_User1983@outlook.com>, "Renan Prasta Jenie MIC / IT Dir Binus Indonesia" <qwerty_user1983@yahoo.com>, "Renan Prasta Jenie MIC / IT Dir Binus Indonesia" <qwerty.user1983@gmail.com>

Dear Dr. Durfee, Dr. Rylander,

For an unknown reason, today, I can't log in to <https://journaltool.asme.org/home/Login.cfm>, to check our paper status, MED-18-1015, using my university network.

As always, I am using qwerty.user1983@gmail.com

The site said that

- We are not able to locate this email for an existing account.
- If you know that you have an existing account, please click Start Over and search using alternate emails to avoid creating multiple accounts.
- If you are a New User or New Invited User, please create or activate your account following the instructions to the left.

Please help. :)

Renan Prasta Jenie, S.T.P., M.T.

Ph.D. Student in Human Nutrition

Department of Community Nutrition

Bogor Agricultural University

+62 811 1061 948 / 9

qwerty_user1983@outlook.com / qwerty.user1983@gmail.com

On Thu, Sep 20, 2018 at 1:19 AM William Durfee <wkdurfee@umn.edu> wrote:

Dr. Jenie,

Congratulations on completing your PhD!

Will

William Durfee

Professor and Director of Design Education
Associate Department Head
Department of Mechanical Engineering
University of Minnesota
111 Church St SE, Minneapolis, MN 55455
612-625-0099
wkdurfee@umn.edu

On Wed, Sep 5, 2018 at 12:02 AM Renan P. Jenie <qwerty.user1983@gmail.com> wrote:

Dear Dr. Durfee, Dr. Rylander,

We sent our revision based on latest review yesterday, including the responses to each reviewer. :)

We offer our gratitude for the extra time to prepare for this manuscript.

Thank for Your help. :)

Note. And, I would like to thanks to Dr. Durfee for Your vote of confidence. I have successfully defended my dissertation on 23 August 2018.

Best Regards,

Renan Prasta Jenie, S.T.P., M.T.

Ph.D. Student in Human Nutrition

Department of Community Nutrition

Bogor Agricultural University

+62 811 1061 948 / 9

qwerty_user1983@outlook.com / qwerty.user1983@gmail.com

On Fri, Aug 17, 2018 at 8:15 PM William Durfee <wkdurfee@umn.edu> wrote:

Renan,

Thanks for your email.

Yes, two more weeks for the revised manuscript is fine. Good luck on your doctoral defense, which I am sure will go fine.

I suggest that the one JMED paper be a justification of the need for the device and a

brief review of relevant previous research and devices (i.e., the introduction), a description of your device, in sufficient detail so that the reader can understand the invention, and a description of how the device was evaluated to determine that it works (i.e. bench tests and pre-clinical animal tests). You could also summarize the clinical tests if needed (remember to include a statement that the clinical testing was approved by an ethics committee). With concise writing, that should fit easily into the 12-page limit for a JMED research paper. The detailed report of the clinical study could be the other paper, that you submit to a clinical journal.

Let me know if you have further questions.

Will Durfee

William Durfee
Professor and Director of Design Education
Associate Department Head
Department of Mechanical Engineering
University of Minnesota
111 Church St SE, Minneapolis, MN 55455
612-625-0099
wkdurfee@umn.edu

On Fri, Aug 17, 2018 at 4:49 AM, Renan P. Jenie <qwerty.user1983@gmail.com> wrote:

Dear Dr Durfee, Dr Rylander,

I am currently working on revising DRAFT-MED-18-1015-0, which due to 21 August 2018.

But,

My Doctoral defence is to be held at 23 August 2018, which keep my schedule tied.

I would like to ask to postpone the Revision Due date from 21 August 2018 for one or two weeks.

Furthermore, I would like some additional explanations for two points in the review,

"Furthermore, this paper is far too long and includes too much description. Please split this work into two manuscripts or exclude several of the figures/ tables and the corresponding text" (Reviewer #2)

We have omitted several Figures based on previous review, namely Figure 3, 4, 6, and 7.

We also agree that this paper is too heavy because it mentions four phases of interrelated research,

- Early investigation of blood glucose,
- device design and development,
- a preclinical trial of the device on blood glucose model, and
- a clinical trial of the invention

We would like to ask for a further recommendation on how we should split the manuscript.

"In your discussion, when comparing sensitivity and specificity, you cannot compare one value alone. Usually, we compare one when the other one is fixed." (Reviewer #3)

I am sorry. I did not understand what you mean.

Afaik, sensitivity value is not related to specificity value at all, unless the prevalence of the reference condition for each trial is known, which is not the case.

Please recommend us to a good example reference paper on how those parameters should be compared.

I am sorry for the inconvenience I have caused.

Renan Prasta Jenie, S.T.P., M.T.

PhD Student in Human Nutrition

Department of Community Nutrition

Bogor Agricultural University

+62 811 1061 948 / 9

qwerty_user1983@outlook.com / qwerty.user1983@gmail.com

On Wed, Aug 15, 2018 at 9:11 PM Renan P. Jenie <qwerty.user1983@gmail.com> wrote:

Dear Dr Durfee, Dr Rylander,

We have received Your email,

Thanks for the notification.

We shall rework the manuscript based on the Kind Reviewers input.

Best regards,

Renan Prasta Jenie, S.T.P., M.T.

PhD Student in Human Nutrition

Department of Community Nutrition

Bogor Agricultural University

+62 811 1061 948 / 9

qwerty_user1983@outlook.com / qwerty.user1983@gmail.com

On Wed, Aug 8, 2018 at 4:03 AM <journalTool@asme.org> wrote:

Dear Mr. Renan Prasta Jenie,

Review has been completed on your paper, MED-18-1015 (Research Paper), Non-Invasive Optical Blood Glucose Measurement based on Discrete Fourier Transform and Fast Artificial Neural Network: Fasting Normal Glucose Participants Case Study.

Based on the comments received, the evaluation returned, and the recommendation of the Associate Editor, I wish to inform you that revisions are required for your paper to be considered for publication in the Journal of Medical Devices. You can log in to your account to see the detailed comments of the Reviewers.


The reviewers, the associate editor and I all agree that the content and work described is excellent. We also agree that the writing is not up to JMED standards. Please pay careful attention to the reviewer comments in your revision. Among other comments, all us agree that the paper is too long and encourage you to shorten the paper without losing any of the essential details.

Please proceed to revise your paper, addressing the reviewer comments, and submit your revised paper to the site.

Thank you.

Revision Due: 08/21/2018

Sincerely,



William Durfee
Editor, Journal of Medical Devices

Subject: Re: Editor Decision on Paper MED-18-1015 (Research Paper)

From: "Renan P. Jenie" <qwerty.user1983@gmail.com>

Date: 29/09/2018, 10:19

To: William Durfee <wkdurfee@umn.edu>, Christopher G Rylander <cgr@austin.utexas.edu>, "Renan P. Jenie" <qwerty_User1983@outlook.com>, "Renan Prasta Jenie MIC / IT Dir Binus Indonesia" <qwerty_user1983@yahoo.com>, "Renan Prasta Jenie MIC / IT Dir Binus Indonesia" <qwerty.user1983@gmail.com>

Dear Dr Durfee, Dr Rylander,

Thanks for Your help. :)

This morning, I can log in to my account again. :)

Renan Prasta Jenie, S.T.P., M.T.

Ph.D. Student in Human Nutrition

Department of Community Nutrition

Bogor Agricultural University

+62 811 1061 948 / 9

qwerty_user1983@outlook.com / qwerty.user1983@gmail.com

On Fri, Sep 28, 2018 at 4:42 PM Renan P. Jenie <qwerty.user1983@gmail.com> wrote:

Dear Dr. Durfee, Dr. Rylander,

For an unknown reason, today, I can't log in to <https://journaltool.asme.org/home/Login.cfm>, to check our paper status, MED-18-1015, using my university network.

As always, I am using qwerty.user1983@gmail.com

The site said that

- We are not able to locate this email for an existing account.
- If you know that you have an existing account, please click Start Over and search using alternate emails to avoid creating multiple accounts.
- If you are a New User or New Invited User, please create or activate your account following the instructions to the left.

Please help. :)

Renan Prasta Jenie, S.T.P., M.T.

Ph.D. Student in Human Nutrition

Department of Community Nutrition

Bogor Agricultural University

+62 811 1061 948 / 9

qwerty_user1983@outlook.com / qwerty.user1983@gmail.com

On Thu, Sep 20, 2018 at 1:19 AM William Durfee <wkdurfee@umn.edu> wrote:

Dr. Jenie,

Congratulations on completing your PhD!

Will

William Durfee
Professor and Director of Design Education
Associate Department Head
Department of Mechanical Engineering
University of Minnesota
111 Church St SE, Minneapolis, MN 55455
612-625-0099
wkdurfee@umn.edu

On Wed, Sep 5, 2018 at 12:02 AM Renan P. Jenie <qwerty.user1983@gmail.com> wrote:

Dear Dr. Durfee, Dr. Rylander,

We sent our revision based on latest review yesterday, including the responses to each reviewer. :)

We offer our gratitude for the extra time to prepare for this manuscript.

Thank for Your help. :)

Note. And, I would like to thanks to Dr. Durfee for Your vote of confidence. I have successfully defended my dissertation on 23 August 2018.

Best Regards,

Renan Prasta Jenie, S.T.P., M.T.

Ph.D. Student in Human Nutrition

Department of Community Nutrition

Bogor Agricultural University

+62 811 1061 948 / 9

qwerty_user1983@outlook.com / qwerty.user1983@gmail.com

On Fri, Aug 17, 2018 at 8:15 PM William Durfee <wkdurfee@umn.edu> wrote:

Renan,

Thanks for your email.

Yes, two more weeks for the revised manuscript is fine. Good luck on your doctoral defense, which I am sure will go fine.

I suggest that the one JMED paper be a justification of the need for the device and a brief review of relevant previous research and devices (i.e., the introduction), a description of your device, in sufficient detail so that the reader can understand the invention, and a description of how the device was evaluated to determine that it works (i.e. bench tests and pre-clinical animal tests). You could also summarize the clinical tests if needed (remember to include a statement that the clinical testing was approved by an ethics committee). With concise writing, that should fit easily into the 12-page limit for a JMED research paper. The detailed report of the clinical study could be the other paper, that you submit to a clinical journal.

Let me know if you have further questions.

Will Durfee

William Durfee
Professor and Director of Design Education
Associate Department Head
Department of Mechanical Engineering
University of Minnesota
111 Church St SE, Minneapolis, MN 55455
612-625-0099
wkdurfee@umn.edu

On Fri, Aug 17, 2018 at 4:49 AM, Renan P. Jenie <qwerty.user1983@gmail.com> wrote: 07/01/2025, 15:44

wrote:

Dear Dr Durfee, Dr Rylander,

I am currently working on revising DRAFT-MED-18-1015-0, which due to 21 August 2018.

But,

My Doctoral defence is to be held at 23 August 2018, which keep my schedule tied.

I would like to ask to postpone the Revision Due date from 21 August 2018 for one or two weeks.

Furthermore, I would like some additional explanations for two points in the review,

"Furthermore, this paper is far too long and includes too much description. Please split this work into two manuscripts or exclude several of the figures/ tables and the corresponding text" (Reviewer #2)

We have omitted several Figures based on previous review, namely Figure 3, 4, 6, and 7.

We also agree that this paper is too heavy because it mentions four phases of interrelated research,

- Early investigation of blood glucose,
- device design and development,
- a preclinical trial of the device on blood glucose model, and
- a clinical trial of the invention

We would like to ask for a further recommendation on how we should split the manuscript.

"In your discussion, when comparing sensitivity and specificity, you cannot compare one value alone. Usually, we compare one when the other one is fixed." (Reviewer #3)

I am sorry. I did not understand what you mean.

Afaik, sensitivity value is not related to specificity value at all, unless the prevalence of the reference condition for each trial is known, which is not the case.

Please recommend us to a good example reference paper on how those parameters should be compared.

I am sorry for the inconvenience I have caused.

Renan Prasta Jenie, S.T.P., M.T.

PhD Student in Human Nutrition

Department of Community Nutrition

Bogor Agricultural University

+62 811 1061 948 / 9

qwerty_user1983@outlook.com / qwerty.user1983@gmail.com

On Wed, Aug 15, 2018 at 9:11 PM Renan P. Jenie <qwerty.user1983@gmail.com> wrote:

Dear Dr Durfee, Dr Rylander,

We have received Your email,

Thanks for the notification.

We shall rework the manuscript based on the Kind Reviewers input.

Best regards,

Renan Prasta Jenie, S.T.P., M.T.

PhD Student in Human Nutrition

Department of Community Nutrition

Bogor Agricultural University

+62 811 1061 948 / 9

qwerty_user1983@outlook.com / qwerty.user1983@gmail.com

On Wed, Aug 8, 2018 at 4:03 AM <journalTool@asme.org> wrote:

Dear Mr. Renan Prasta Jenie,

Review has been completed on your paper, MED-18-1015 (Research Paper), Non-Invasive Optical Blood Glucose Measurement based on Discrete Fourier Transform and Fast Artificial Neural Network: Fasting Normal Glucose Participants Case Study.

Based on the comments received, the evaluation returned, and the recommendation of the Associate Editor, I wish to inform you that revisions are required for your paper to be considered for publication in the Journal of Medical Devices. You can log in to your account to see the detailed comments of the Reviewers.

The reviewers, the associate editor and I all agree that the content and work described is excellent. We also agree that the writing is not up to JMED standards. Please pay careful attention to the reviewer comments in your revision. Among other comments, all us agree that the paper is too long and encourage you to shorten the paper without losing any of the essential details.

Please proceed to revise your paper, addressing the reviewer comments, and submit your revised paper to the site.

Thank you.

Revision Due: 08/21/2018

Sincerely,

William Durfee

Editor, Journal of Medical Devices

Subject: AE Recommendation on Paper MED-18-1015 (Research Paper)

From: journalTool@asme.org

Date: 20/12/2018, 05:42

To: qwerty.user1983@gmail.com

CC: cgr@austin.utexas.edu, wkdurfee@umn.edu, rampi002@umn.edu

Dear Mr. Renan Prasta Jenie,

Review has been completed on your paper, MED-18-1015 (Research Paper), Non-Invasive Optical Blood Glucose Measurement based on Discrete Fourier Transform and Fast Artificial Neural Network: Fasting Normal Glucose Participants Case Study.

Based on the detailed comments of the reviewers, I am recommending to the Journal Editor that your paper be considered for publication as a Research Paper in the Journal of Medical Devices pending revision. My recommendation is: Revisions required.

The detailed comments of the reviewers are available for your further consideration. Please log in to the web site to see these comments
<http://journaltool.asme.org/home/index.cfm>

Please proceed to revise your paper, addressing the reviewer comments, and submit a PDF of your revised paper to the site.

NOTE: Changes should be highlighted and clearly indicated in the revised PDF to facilitate review.

It is recommended that a PDF file (rebuttal) addressing the reviewer's comments be uploaded in addition to the revised paper. The rebuttal should clearly explain your revisions and reference the related reviewers' comments and the section/paragraph/figure/table that was revised.

Please be certain to follow the Author Guidelines provided, and ensure that all authors have digitally signed the transfer of copyright that is mandatory for publication to avoid delays.

Upon receipt and review of your revision, I will make another recommendation to the Journal Editor.

Please contact me with any further questions.

Thank you.

Revision Due: 01/02/2019

Sincerely,

Chris Rylander
Associate Editor, Journal of Medical Devices

Subject: Fwd: AE Recommendation on Paper MED-18-1015 (Research Paper)

From: "Renan P. Jenie" <qwerty.user1983@gmail.com>

Date: 20/12/2018, 08:09

To: evyimam <evyimam@yahoo.com>, "Irzaman ." <irzaman@apps.ipb.ac.id>, Husin Alatas <s.h.alatas@gmail.com>, Rimbawan Rimbawan <rimbawan62@yahoo.com>, lpk biner <lpkbiner@yahoo.com>, "Renan Prasta Jenie MIC / IT Dir Binus Indonesia" <qwerty_user1983@yahoo.com>, "Renan P. Jenie" <qwerty_User1983@outlook.com>, "Renan Prasta Jenie MIC / IT Dir Binus Indonesia" <qwerty.user1983@gmail.com>

Dear Bu Evy, Pak Irzaman, Pak Dadang, Pak Rimbawan, Pak Husin,

Artikel JMD telah masuk tahap review 2, dengan telaah sebagai berikut.

Terima kasih banyak atas peran serta Bapak Ibu semua. :)

Reviewer #1 Comments

The authors made improvements to the draft manuscript and submitted a revised draft. There are improvements in the writing style, reduction in grammatical errors, and the manuscript seems more coherent. The authors addressed reviewer comments and made changes wherever possible.

Having said that, the overall quality of writing for the manuscript can still be described as "poor". There is vast room for improvement in this document with the overall organization and writing style.

Few examples of inconsistencies:

- 1) Last portion of introduction can be mentioned earlier in the manuscript as that describes the clinical significance of the problem the device addresses. It will be nice to include some information on clinical significance of the disease/problem and financial implications as well. Both can be done briefly in a paragraph. This should be included at the beginning of the introduction and can be followed by current state of the art for Glucose monitoring devices and limitations that can be addressed by your device
- 2) No major discussion of the device-design/development
- 3) Reading the results section gives the impression there is overlay with both methods and discussion sections.
- 4) The abstract mentions 5 interconnected modules forming the device but the overall manuscript body does not address them individually. What is the point of including that information in the abstract?

Please ensure there are no spelling or grammatical errors in the manuscript. For example the first two sentences of the introduction chapter are very difficult to comprehend and have basic writing errors.

The authors are recommended to spell the medical terms in American English and not British English. "Glycaemic" in American English is "Glycemic".

As recommended in the earlier review, the authors should consider to narrow their focus on the design and preclinical testing in one of the manuscripts and the clinical testing in a separate paper.

For the clinical testing, since the device performs a diagnostic test and sensitivity and specificity are quantified and presented, the authors should consider included receiver operating characteristic curve as a graphical plot to present the clinical data.

Reviewer #2 Comments

This paper has been focused on the prototype development and initial testing for a non-invasive glucose measuring device. Overall, this is much more appropriate for the amount of content that should be included in a JMD article. Unfortunately, the copy-editing and writing are still quite poor. The authors elaborate too much on the small details, and not enough on the important results. This reviewer recommends additional revisions and re-review are necessary prior publishing this manuscript. Additional comments are detailed below.

Additional Comments

1. There are many capitalized words that do not need to be capitalized
2. Blood drawing is NOT a "high-risk" medical procedure. It may have an unacceptable level of risk for a routine procedure, but is not considered "high-risk."
3. Blood drawing for glucose assessment is regularly self-administered by diabetic patients, so stating that it "should be done by a trained health caregiver" is an opinion, even if a citation is given.
4. "...which works by replacing the needle with light needles to penetrate the skin without damaging the body." What is a light needle? Is this a sharpened fiber optic?
5. Spell out Fast Fourier Transform in the West the first time it is used.
6. Do not state that the "prototype has demonstrated an adequate performance." in the Introduction prior to any quantitative reinforcement of that claim.
7. Please remove the last paragraph from the Introduction or carefully rewrite it and integrate with the first two paragraphs.
8. Revise "The importance includes both those whose already have glucose metabolism and ordinary people [2]."
9. In the Materials and Methods: "The solution developed according to both Scrum [23] and simplified Pressman standard [24]." does not make sense.
10. The NI-BGL-MOD Development section could use some expansion. Perhaps discuss the design and fabrication of the device? The NI-BGL-MOD Design and Consideration section should be moved into the M&M and combined with the previously mentioned section.
11. Revise "Blood drawing is...health caregiver [8]." There are multiple grammatical errors. Also, I don't think that all of these blood diseases are pertinent to your device.
12. The line types need to be more distinguishable in Figure 1
13. The numbers in Figure 2 do not show up well because they are blocked by the arrows
14. Please expand the caption for Figure 2 and employ a professional, non-colloquial description.
15. Make sure to use appropriate superscripts for m^2 in the results.
16. The Discussion starts with saying that the results confirmed the previous work from 3 different groups, but does not actually explain how that was the case.
17. Please add additional discussion on why the in vitro data's RMSE was so much higher than the clinical tests.
18. Please define the A and B zones for the Clarke and Parker analyses.
19. The font size in Figure 3.b may be too small; try to avoid using a screenshot as a graph
20. Figure 4.a is not necessary, the authors can describe a simple step function without having to show it in a graph

Reviewer #3 Comments

Technically this designed Non-Invasive Optical Blood Glucose Measurement device seems pretty good and results are promising, but the first major concern is writing. I highly suggest authors turn to a writing advisor to improve the writing before submitting the final version. For example, page 3: "The importance includes both those whose already have glucose metabolism and ordinary people [2]." has grammar errors and is not clear. "Blood drawing could induce physical and psychological trauma to the patient, Human blood itself is a very potent vector..." should not use a ',' between two sentences. "...complicated procedure that should be done by trained health caregiver [8]." should use "trained health caregivers". Page 5 : "Half of them does not even know that they have diabetes [22]" should use "Half of them do not...". I also noticed other following errors. Page 8: "...in a secure database, which available only for this research." Page 15: "All prototype results were within A and B zone of both Clarke and Parker EGA, means no expected adverse clinical consequences, should not be

Fwd: AE Recommendation on Paper MED-18-1015 (Research Paper)

prototype realized [25,26]." Page 17: "To authors best knowledge, the never been any report elsewhere..."

Secondly, labels in figure 1 are not clear. It is hard for readers to identify which line means, thus the points are not conveyed well.

Another comment: "Discrete Fourier Transform and Fast Artificial Neural Network" are in the title but are just mentioned in the article. It seems that they are not key points of the device, so I suggest authors either change a title or further explain how DFT and FANN were used in the paper.

Dr. Renan Prasta Jenie, S.T.P., M.T.

Researcher

Department of Physics

Bogor Agricultural University

+62 811 1061 948 / 9

qwerty_user1983@outlook.com / qwerty.user1983@gmail.com

----- Forwarded message -----

From: <journalTool@asme.org>

Date: Thu, Dec 20, 2018 at 5:42 AM

Subject: AE Recommendation on Paper MED-18-1015 (Research Paper)

To: <qwerty.user1983@gmail.com>

Cc: <cgr@austin.utexas.edu>, <wkdurfee@umn.edu>, <rampi002@umn.edu>

Dear Mr. Renan Prasta Jenie,

Review has been completed on your paper, MED-18-1015 (Research Paper), Non-Invasive Optical Blood Glucose Measurement based on Discrete Fourier Transform and Fast Artificial Neural Network: Fasting Normal Glucose Participants Case Study.

Based on the detailed comments of the reviewers, I am recommending to the Journal Editor that your paper be considered for publication as a Research Paper in the Journal of Medical Devices pending revision. My recommendation is: Revisions required.

The detailed comments of the reviewers are available for your further consideration.

Please log in to the web site to see these comments

<http://journaltool.asme.org/home/index.cfm>

Please proceed to revise your paper, addressing the reviewer comments, and submit a PDF

3 of 4 of your revised paper to the site.

07/01/2025, 15:45

NOTE: Changes should be highlighted and clearly indicated in the revised PDF to facilitate review.

It is recommended that a PDF file (rebuttal) addressing the reviewer's comments be uploaded in addition to the revised paper. The rebuttal should clearly explain your revisions and reference the related reviewers' comments and the section/paragraph/figure/table that was revised.

Please be certain to follow the Author Guidelines provided, and ensure that all authors have digitally signed the transfer of copyright that is mandatory for publication to avoid delays.

Upon receipt and review of your revision, I will make another recommendation to the Journal Editor.

Please contact me with any further questions.

Thank you.

Revision Due: 01/02/2019

Sincerely,

Chris Rylander

Associate Editor, Journal of Medical Devices

Subject: Re: AE Recommendation on Paper MED-18-1015 (Research Paper)

From: "Renan P. Jenie" <qwerty.user1983@gmail.com>

Date: 21/12/2018, 21:15

To: Christopher G Rylander <cgr@austin.utexas.edu>

CC: William Durfee <wkdurfee@umn.edu>, rampi002@umn.edu, "Renan Prasta Jenie MIC / IT Dir Binus Indonesia" <qwerty_user1983@yahoo.com>, "Renan P. Jenie" <qwerty_User1983@outlook.com>, "Renan Prasta Jenie MIC / IT Dir Binus Indonesia" <qwerty.user1983@gmail.com>

Dear Dr Rylander, Dr Durfee, and kind Reviewers,

We shall comply with Your reviews. We really grateful for the honest and helpful inputs. We are currently communicating with external copy editing service to rewrite our manuscript.

Revision Due: 01/02/2019

We would like to ask whether this means 2nd January 2019 or 1st February 2019. We are hopeful that the date means the latter, because we afraid that we may need a longer time to prepare for the manuscript, especially for the proper language parts, and the copy editing service would be closed on holidays.

I am sorry for the inconvenience.

Dr. Renan Prasta Jenie, S.T.P., M.T.

Researcher

Department of Physics

Bogor Agricultural University

+62 811 1061 948 / 9

qwerty_user1983@outlook.com / qwerty.user1983@gmail.com

On Thu, Dec 20, 2018 at 5:42 AM <journalTool@asme.org> wrote:

Dear Mr. Renan Prasta Jenie,

Review has been completed on your paper, MED-18-1015 (Research Paper), Non-Invasive Optical Blood Glucose Measurement based on Discrete Fourier Transform and Fast Artificial Neural Network: Fasting Normal Glucose Participants Case Study.

Based on the detailed comments of the reviewers, I am recommending to the Journal Editor that your paper be considered for publication as a Research Paper in the Journal

of Medical Devices pending revision. My recommendation is: Revisions required.

The detailed comments of the reviewers are available for your further consideration.

Please log in to the web site to see these comments

<http://journaltool.asme.org/home/index.cfm>

Please proceed to revise your paper, addressing the reviewer comments, and submit a PDF of your revised paper to the site.

NOTE: Changes should be highlighted and clearly indicated in the revised PDF to facilitate review.

It is recommended that a PDF file (rebuttal) addressing the reviewer's comments be uploaded in addition to the revised paper. The rebuttal should clearly explain your revisions and reference the related reviewers' comments and the section/paragraph/figure/table that was revised.

Please be certain to follow the Author Guidelines provided, and ensure that all authors have digitally signed the transfer of copyright that is mandatory for publication to avoid delays.

Upon receipt and review of your revision, I will make another recommendation to the Journal Editor.

Please contact me with any further questions.

Thank you.

Revision Due: 01/02/2019

Sincerely,

Chris Rylander

Associate Editor, Journal of Medical Devices

Subject: RE: AE Recommendation on Paper MED-18-1015 (Research Paper)

From: Christopher G Rylander <cgr@austin.utexas.edu>

Date: 22/12/2018, 04:00

To: "Renan P. Jenie" <qwerty.user1983@gmail.com>

CC: William Durfee <wkdurfee@umn.edu>, "rampi002@umn.edu" <rampi002@umn.edu>, Renan Prasta Jenie MIC / IT Dir Binus Indonesia <qwerty_user1983@yahoo.com>, "Renan P. Jenie" <qwerty_User1983@outlook.com>

Renan, Please try to submit your revision by February, 1, 2019. Thanks,
Chris

From: Renan P. Jenie <qwerty.user1983@gmail.com>

Sent: Friday, December 21, 2018 8:15 AM

To: Christopher G Rylander <cgr@austin.utexas.edu>

Cc: William Durfee <wkdurfee@umn.edu>; rampi002@umn.edu; Renan Prasta Jenie MIC / IT Dir Binus Indonesia <qwerty_user1983@yahoo.com>; Renan P. Jenie <qwerty_User1983@outlook.com>; Renan Prasta Jenie MIC / IT Dir Binus Indonesia <qwerty.user1983@gmail.com>

Subject: Re: AE Recommendation on Paper MED-18-1015 (Research Paper)

Dear Dr Rylander, Dr Durfee, and kind Reviewers,

We shall comply with Your reviews. We really grateful for the honest and helpful inputs. We are currently communicating with external copy editing service to rewrite our manuscript.

| Revision Due: 01/02/2019

We would like to ask whether this means 2nd January 2019 or 1st February 2019. We are hopeful that the date means the latter, because we afraid that we may need a longer time to prepare for the manuscript, especially for the proper language parts, and the copy editing service would be closed on holidays.

I am sorry for the inconvenience.

Dr. Renan Prasta Jenie, S.T.P., M.T.

Researcher

Department of Physics

Bogor Agricultural University

+62 811 1061 948 / 9

qwerty_user1983@outlook.com / qwerty.user1983@gmail.com

On Thu, Dec 20, 2018 at 5:42 AM <journalTool@asme.org> wrote:

Review has been completed on your paper, MED-18-1015 (Research Paper), Non-Invasive Optical Blood Glucose Measurement based on Discrete Fourier Transform and Fast Artificial Neural Network: Fasting Normal Glucose Participants Case Study.

Based on the detailed comments of the reviewers, I am recommending to the Journal Editor that your paper be considered for publication as a Research Paper in the Journal of Medical Devices pending revision. My recommendation is: Revisions required.

The detailed comments of the reviewers are available for your further consideration. Please log in to the web site to see these comments

<http://journaltool.asme.org/home/index.cfm>

Please proceed to revise your paper, addressing the reviewer comments, and submit a PDF of your revised paper to the site.

NOTE: Changes should be highlighted and clearly indicated in the revised PDF to facilitate review.

It is recommended that a PDF file (rebuttal) addressing the reviewer's comments be uploaded in addition to the revised paper. The rebuttal should clearly explain your revisions and reference the related reviewers' comments and the section/paragraph/figure/table that was revised.

Please be certain to follow the Author Guidelines provided, and ensure that all authors have digitally signed the transfer of copyright that is mandatory for publication to avoid delays.

Upon receipt and review of your revision, I will make another recommendation to the Journal Editor.

Please contact me with any further questions.

Thank you.

Revision Due: 01/02/2019

Sincerely,

Chris Rylander

Associate Editor, Journal of Medical Devices

Subject: Re: AE Recommendation on Paper MED-18-1015 (Research Paper)

From: "Renan P. Jenie" <qwerty.user1983@gmail.com>

Date: 22/12/2018, 07:00

To: Christopher G Rylander <cgr@austin.utexas.edu>

CC: William Durfee <wkdurfee@umn.edu>, "rampi002@umn.edu" <rampi002@umn.edu>, "Renan Prasta Jenie MIC / IT Dir Binus Indonesia" <qwerty_user1983@yahoo.com>, "Renan P. Jenie" <qwerty_User1983@outlook.com>, "Renan Prasta Jenie MIC / IT Dir Binus Indonesia" <qwerty.user1983@gmail.com>

Dear Dr Christopher,

Thank for the prompt response. :)

Dr. Renan Prasta Jenie, S.T.P., M.T.

Researcher

Department of Physics

Bogor Agricultural University

+62 811 1061 948 / 9

qwerty_user1983@outlook.com / qwerty.user1983@gmail.com

On Sat, Dec 22, 2018 at 4:00 AM Christopher G Rylander <cgr@austin.utexas.edu> wrote:

Renan, Please try to submit your revision by February, 1, 2019. Thanks,

Chris

From: Renan P. Jenie <qwerty.user1983@gmail.com>

Sent: Friday, December 21, 2018 8:15 AM

To: Christopher G Rylander <cgr@austin.utexas.edu>

Cc: William Durfee <wkdurfee@umn.edu>; rampi002@umn.edu; Renan Prasta Jenie MIC / IT Dir Binus Indonesia <qwerty_user1983@yahoo.com>; Renan P. Jenie <qwerty_User1983@outlook.com>; Renan Prasta Jenie MIC / IT Dir Binus Indonesia <qwerty.user1983@gmail.com>

Subject: Re: AE Recommendation on Paper MED-18-1015 (Research Paper)

Dear Dr Rylander, Dr Durfee, and kind Reviewers,

We shall comply with Your reviews. We really grateful for the honest and helpful inputs. We are currently communicating with external copy editing service to rewrite our manuscript.

Revision Due: 01/02/2019

We would like to ask whether this means 2nd January 2019 or 1st February 2019. We are hopeful that the date means the latter, because we afraid that we may need a longer time to prepare for the manuscript, especially for the proper language parts, and the copy editing service would be closed on holidays.

I am sorry for the inconvenience.

Dr. Renan Prasta Jenie, S.T.P., M.T.

Researcher

Department of Physics

Bogor Agricultural University

+62 811 1061 948 / 9

qwerty_user1983@outlook.com / qwerty.user1983@gmail.com

On Thu, Dec 20, 2018 at 5:42 AM <journalTool@asme.org> wrote:

Dear Mr. Renan Prasta Jenie,

Review has been completed on your paper, MED-18-1015 (Research Paper), Non-Invasive Optical Blood Glucose Measurement based on Discrete Fourier Transform and Fast Artificial Neural Network: Fasting Normal Glucose Participants Case Study.

Based on the detailed comments of the reviewers, I am recommending to the Journal Editor that your paper be considered for publication as a Research Paper in the Journal of Medical Devices pending revision. My recommendation is: Revisions required.

The detailed comments of the reviewers are available for your further consideration. Please log in to the web site to see these comments

<http://journaltool.asme.org/home/index.cfm>

Please proceed to revise your paper, addressing the reviewer comments, and submit a PDF of your revised paper to the site.

NOTE: Changes should be highlighted and clearly indicated in the revised PDF to facilitate review.

It is recommended that a PDF file (rebuttal) addressing the reviewer's comments be uploaded in addition to the revised paper. The rebuttal should clearly explain your revisions and reference the related reviewers' comments and the section/paragraph/figure/table that was revised.

Please be certain to follow the Author Guidelines provided, and ensure that all authors have digitally signed the transfer of copyright that is mandatory for publication to avoid delays.

Upon receipt and review of your revision, I will make another recommendation to the Journal Editor.

Please contact me with any further questions.

Thank you.

Revision Due: 01/02/2019

Sincerely,

Chris Rylander

Associate Editor, Journal of Medical Devices

Subject: Confirmation of submission of revised MED-18-1015

From: journals@asme.org

Date: 31/01/2019, 21:42

To: qwerty.user1983@gmail.com

CC: wkdurfee@umn.edu, rampi002@umn.edu, cgr@austin.utexas.edu

*** This is an auto-generated e-mail. There is no need to reply. ***

Dear Renan Prasta,

This e-mail is a confirmation that you have submitted a revised version of the Research Paper, MED-18-1015 to the journal of Journal of Medical Devices.

A separate document addressing the reviewers concerns has also been provided.

You can check the web site for the status of your paper and to review its progress by logging in as a returning author.

*** This is an auto-generated e-mail. There is no need to reply. ***

Subject: Confirmation of update of Research Paper, MED-18-1015

From: journals@asme.org

Date: 01/02/2019, 21:02

To: qwerty.user1983@gmail.com

CC: wkdurfee@umn.edu, rampi002@umn.edu, cgr@austin.utexas.edu

*** This is an auto-generated e-mail. There is no need to reply. ***

Dear Renan Prasta,

This e-mail is a confirmation that you have updated your submitted Research Paper MED-18-1015.

Thank you for your interest and participation in the Journal of Medical Devices.

*** This is an auto-generated e-mail. There is no need to reply. ***

Subject: Confirmation of update of Research Paper, MED-18-1015

From: journals@asme.org

Date: 01/02/2019, 21:04

To: qwerty.user1983@gmail.com

CC: wkdurfee@umn.edu, rampi002@umn.edu, cgr@austin.utexas.edu

*** This is an auto-generated e-mail. There is no need to reply. ***

Dear Renan Prasta,

This e-mail is a confirmation that you have updated your submitted Research Paper MED-18-1015.

Thank you for your interest and participation in the Journal of Medical Devices.

*** This is an auto-generated e-mail. There is no need to reply. ***

Subject: Re: AE Recommendation on Paper MED-18-1015 (Research Paper)

From: "Renan P. Jenie" <qwerty.user1983@gmail.com>

Date: 01/02/2019, 21:16

To: Christopher G Rylander <cgr@austin.utexas.edu>

CC: William Durfee <wkdurfee@umn.edu>, "rampi002@umn.edu" <rampi002@umn.edu>, "Renan Prasta Jenie MIC / IT Dir Binus Indonesia" <qwerty.user1983@gmail.com>, "Renan Prasta Jenie MIC / IT Dir Binus Indonesia" <qwerty_user1983@yahoo.com>, "Renan P. Jenie" <qwerty_User1983@outlook.com>, "Irzaman ." <irzaman@apps.ipb.ac.id>, Husin Alatas <s.h.alatas@gmail.com>, Submit-ENAGO <submit@enago.com>

Dear Dr Rylander, Dr Durfee,

Thanks for extra time for revision and recommendation to an excellent copy editor service. We have uploaded the 3rd revision of our manuscript. :)

We also would like to thanks ms Beth Taylor and Enago Editorial Team for editing the manuscript. We have included the 3rd round revision from Enago.

Best regards,

Dr. Renan Prasta Jenie, S.T.P., M.T.

Researcher

Department of Physics

Bogor Agricultural University

+62 811 1061 948 / 9

qwerty_user1983@outlook.com / qwerty.user1983@gmail.com

On Sat, Dec 22, 2018 at 4:00 AM Christopher G Rylander <cgr@austin.utexas.edu> wrote:

Renan, Please try to submit your revision by February, 1, 2019. Thanks,

Chris

From: Renan P. Jenie <qwerty.user1983@gmail.com>

Sent: Friday, December 21, 2018 8:15 AM

To: Christopher G Rylander <cgr@austin.utexas.edu>

Cc: William Durfee <wkdurfee@umn.edu>; rampi002@umn.edu; Renan Prasta Jenie MIC / IT Dir Binus

Re: AE Recommendation on Paper MED-18-1015 (Research Paper)

Indonesia <qwerty_user1983@yahoo.com>; Renan P. Jenie <qwerty_User1983@outlook.com>; Renan Prasta Jenie MIC / IT Dir Binus Indonesia <qwerty.user1983@gmail.com>

Subject: Re: AE Recommendation on Paper MED-18-1015 (Research Paper)

Dear Dr Rylander, Dr Durfee, and kind Reviewers,

We shall comply with Your reviews. We really grateful for the honest and helpful inputs. We are currently communicating with external copy editing service to rewrite our manuscript.

Revision Due: 01/02/2019

We would like to ask whether this means 2nd January 2019 or 1st February 2019. We are hopeful that the date means the latter, because we afraid that we may need a longer time to prepare for the manuscript, especially for the proper language parts, and the copy editing service would be closed on holidays.

I am sorry for the inconvenience.

Dr. Renan Prasta Jenie, S.T.P., M.T.

Researcher

Department of Physics

Bogor Agricultural University

+62 811 1061 948 / 9

qwerty_user1983@outlook.com / qwerty.user1983@gmail.com

On Thu, Dec 20, 2018 at 5:42 AM <journalTool@asme.org> wrote:

Dear Mr. Renan Prasta Jenie,

Review has been completed on your paper, MED-18-1015 (Research Paper), Non-Invasive Optical Blood Glucose Measurement based on Discrete Fourier Transform and Fast Artificial Neural Network: Fasting Normal Glucose Participants Case Study.

Based on the detailed comments of the reviewers, I am recommending to the Journal Editor that your paper be considered for publication as a Research Paper in the Journal of Medical Devices pending revision. My recommendation is: Revisions required.

The detailed comments of the reviewers are available for your further consideration. Please log in to the web site to see these comments

<http://journaltool.asme.org/home/index.cfm>

Please proceed to revise your paper, addressing the reviewer comments, and submit a PDF of your revised paper to the site.

NOTE: Changes should be highlighted and clearly indicated in the revised PDF to facilitate review.

It is recommended that a PDF file (rebuttal) addressing the reviewer's comments be uploaded in addition to the revised paper. The rebuttal should clearly explain your revisions and reference the related reviewers' comments and the section/paragraph/figure/table that was revised.

Please be certain to follow the Author Guidelines provided, and ensure that all authors have digitally signed the transfer of copyright that is mandatory for publication to avoid delays.

Upon receipt and review of your revision, I will make another recommendation to the Journal Editor.

Please contact me with any further questions.

Thank you.

Revision Due: 01/02/2019

Sincerely,

Chris Rylander

Associate Editor, Journal of Medical Devices

Re: [Enago] Delivery of MI file (Membership ID: BOAGUW, Assignment number: BOAGUW-55_MI-2)

Subject: Re: [Enago] Delivery of MI file (Membership ID: BOAGUW, Assignment number: BOAGUW-55_MI-2)

From: "Renan P. Jenie" <qwerty.user1983@gmail.com>

Date: 01/02/2019, 21:19

To: Submit-ENAGO <submit@enago.com>

CC: "Renan Prasta Jenie MIC / IT Dir Binus Indonesia" <qwerty.user1983@gmail.com>, "Renan Prasta Jenie MIC / IT Dir Binus Indonesia" <qwerty_user1983@yahoo.com>, "Renan P. Jenie" <qwerty_User1983@outlook.com>, "Irzaman ." <irzaman@apps.ipb.ac.id>, Husin Alatas <s.h.alatas@gmail.com>

Dear ms Beth and Enago Editorial team,

We have included the last revision and we have sent the manuscript to the Journal of Medical Devices.

Thanks for the help.

We wish to be always in contact with you.

Best regards

Dr. Renan Prasta Jenie, S.T.P., M.T.

Researcher

Department of Physics

Bogor Agricultural University

+62 811 1061 948 / 9

qwerty_user1983@outlook.com / qwerty.user1983@gmail.com

On Thu, Jan 31, 2019 at 10:34 PM Submit-ENAGO <submit@enago.com> wrote:

Dear Renan,

I hope you are fine.

Please find attached the final edited file for your assignment BOAGUW-55_MI-2.

Re: [Enago] Delivery of MI file (Membership ID: BOAGUW, Assignment number: BOAGUW-55_MI-2)

Let me know for any further queries.

Regards,

Beth Taylor

From: Submit-ENAGO [mailto:submit@enago.com]

Sent: Wednesday, January 30, 2019 12:16 AM

To: qwerty.user1983@gmail.com

Cc: submit@enago.com

Subject: [ENAGO] Received MI -Batch- 2 (Membership ID: BOAGUW, Assignment number: BOAGUW-55_MI-2)

Dear Renan,

Thank you for your request.

We have received your revised file for Manuscript Insurance. The details of your Manuscript Insurance assignment are given below:

Filename: CM_BOAGUW-55,CM_CL,Review Response - Journals_Template_Renan v 0.09.01

MI Assignment number: BOAGUW-55_MI-2

Deadline: 31 Jan 2019 21:00 GMT time

I hope this is fine.

Best Regards,

Beth Taylor

Client Servicing, Enago

Crimson Interactive Inc. (USA)

Attachments:

AUCOM-MED-18-1015-2.2.pdf	527 kB
DRAFT-MED-18-1015-2.2.pdf	8.0 MB
Cover Letter - Journals_Template_Renan v 0.09.02.odt	24.3 kB
Review Response - Journals_Template_Renan v 0.09.02.odt	35.0 kB
Journals_Template_Renan v 0.09.02.odt	348 kB

Subject: AE Recommendation on Paper MED-18-1015 (Research Paper)

From: journalTool@asme.org

Date: 26/03/2019, 01:35

To: qwerty.user1983@gmail.com

CC: cgr@austin.utexas.edu, wkdurfee@umn.edu, rampi002@umn.edu

Dear Mr. Renan Prasta Jenie,

Review of your paper, MED-18-1015 (Research Paper), Non-Invasive Optical Blood Glucose Measurement based on Discrete Fourier Transform and Fast Artificial Neural Network: Fasting Normal Glucose Participants Case Study, has been completed and my recommendation has been sent to the Editor.

The next step is for the Editor to make a decision. An email from the Editor informing you of this decision will be the next email communication that you receive.

The detailed comments of the reviewers and my recommendation will be available to you through your author account when the Editor makes their decision.

Thank you for submitting your work to the Journal of Medical Devices.
Sincerely,

Chris Rylander
Associate Editor, Journal of Medical Devices

Subject: Editor Decision on Paper MED-18-1015 (Research Paper)

From: journalTool@asme.org

Date: 04/04/2019, 22:00

To: qwerty.user1983@gmail.com

CC: wkdurfee@umn.edu, cgr@austin.utexas.edu, rampi002@umn.edu

Dear Mr. Renan Prasta Jenie,

Based on the comments received, the evaluation returned, and the recommendation of the Associate Editor, I am pleased to inform you that your paper has been accepted for publication in the Journal of Medical Devices. The detailed comments of the reviewers are available for your further consideration. Please log in to the web site to see these comments and make sure your manuscript incorporates all the suggested changes. Finally, please review your manuscript to make sure the manuscript cites archival (journal) papers (and not just conference papers) to the extent possible.

PRODUCTION FILES

To avoid publication delays, please be certain to follow the Author Guidelines for preparing the necessary production files. Click 'Submittal of final documents' in the Guidelines section of the Author Resources page:
<https://www.asme.org/shop/journals/information-for-authors>

COPYRIGHT

Please be certain to follow the Author Guidelines and submit the transfer of copyright form,
mandatory for publication.

COLOR IN PRINT

Color figures will automatically appear in color online and black and white in print. Please review figures so that all necessary information is conveyed in black and white. If you agree to pay color publication charges (see 'Publication Charges' on the Author Resources page) your figures will appear in color in the print version of the journal. You will have the opportunity to make this choice during the submission process of your production files.

PUBLICATION CHARGES

There are no publication charges for papers under 12 typeset pages or technical briefs. If your typeset paper is over 12 pages, a mandatory page charge of \$200/page will be assessed. If circumstances dictate, a request to waive the charges can be sent to the Journal Editor for review.

Follow Us on Twitter: <https://twitter.com/ASMEJournals>.

The next step after acceptance is for you to submit the production files of your final paper for approval. After approval, your paper will enter into production., Based on the comments received, the evaluation returned, and the recommendation of the Associate Editor, I am pleased to inform you that your paper has been accepted for publication in the Journal of Medical Devices. The detailed comments of the reviewers are available for your further consideration. Please log in to the web site to see these comments and make sure your manuscript incorporates all the suggested changes. Finally, please review your manuscript to make sure the manuscript cites archival (journal) papers (and not just conference papers) to the extent possible.

PRODUCTION FILES

To avoid publication delays, please be certain to follow the Author Guidelines for preparing the necessary production files. Click 'Submittal of final documents' in the Guidelines section of the Author Resources page:
<https://www.asme.org/shop/journals/information-for-authors>

COPYRIGHT

Please be certain to follow the Author Guidelines and submit the transfer of copyright form,
mandatory for publication.

COLOR IN PRINT

Color figures will automatically appear in color online and black and white in print.

Editor Decision on Paper MED-18-1015 (Research Paper)

Please review figures so that all necessary information is conveyed in black and white. If you agree to pay color publication charges (see 'Publication Charges' on the Author Resources page) your figures will appear in color in the print version of the journal. You will have the opportunity to make this choice during the submission process of your production files.

PUBLICATION CHARGES

There are no publication charges for papers under 12 typeset pages or technical briefs. If your typeset paper is over 12 pages, a mandatory page charge of \$200/page will be assessed. If circumstances dictate, a request to waive the charges can be sent to the Journal Editor for review.

Follow Us on Twitter: <https://twitter.com/ASMEJournals>.

The next step after acceptance is for you to submit the production files of your final paper for approval. After approval, your paper will enter into production.

Sincerely,

William Durfee
Editor, Journal of Medical Devices

Subject: Fwd: Editor Decision on Paper MED-18-1015 (Research Paper)

From: "Renan P. Jenie" <qwerty.user1983@gmail.com>

Date: 05/04/2019, 19:38

To: Husin Alatas <s.h.alatas@gmail.com>, "Irzaman ." <irzaman@apps.ipb.ac.id>, evyimam <evyimam@yahoo.com>, Rimbawan Rimbawan <rimbawan62@yahoo.com>, dr Naufal Dosen S3 Gma Ipb <naufalmn.ipb@gmail.com>, lpk biner <lpkbiner@yahoo.com>, "Renan Prasta Jenie MIC / IT Dir Binus Indonesia" <qwerty_user1983@yahoo.com>, "Renan P. Jenie" <qwerty_User1983@outlook.com>, "Renan Prasta Jenie MIC / IT Dir Binus Indonesia" <qwerty.user1983@gmail.com>

Kepada Bu Evy, Pak Irzaman, Pak Rimbawan, Pak Dadang, Pak Naufal, dan Pak Husin,

Alhamdu Lillah, artikel jurnal yang telah kita ajukan ke Journal of Medical Devices telah diterima untuk publikasi.

Saya berterima kasih banyak atas bimbingan Ibu dan Bapak selama ini, dan semoga silaturahmi kita tetap langgeng.

Hormat saya.

Dr. Renan Prasta Jenie, S.T.P., M.T.

Researcher

Department of Physics

Bogor Agricultural University

+62 811 1061 948 / 9

qwerty_user1983@outlook.com / qwerty.user1983@gmail.com

----- Forwarded message -----

From: <journalTool@asme.org>

Date: Thu, Apr 4, 2019 at 10:00 PM

Subject: Editor Decision on Paper MED-18-1015 (Research Paper)

To: <qwerty.user1983@gmail.com>

Cc: <wkdurfee@umn.edu>, <cgr@austin.utexas.edu>, <rampi002@umn.edu>

Dear Mr. Renan Prasta Jenie,

Based on the comments received, the evaluation returned, and the recommendation of the Associate Editor, I am pleased to inform you that your paper has been accepted for

publication in the Journal of Medical Devices. The detailed comments of the reviewers are available for your further consideration. Please log in to the web site to see these comments and make sure your manuscript incorporates all the suggested changes. Finally, please review your manuscript to make sure the manuscript cites archival (journal) papers (and not just conference papers) to the extent possible.

PRODUCTION FILES

To avoid publication delays, please be certain to follow the Author Guidelines for preparing the necessary production files. Click 'Submittal of final documents' in the Guidelines section of the Author Resources page:

<https://www.asme.org/shop/journals/information-for-authors>

COPYRIGHT

Please be certain to follow the Author Guidelines and submit the transfer of copyright form,
mandatory for publication.

COLOR IN PRINT

Color figures will automatically appear in color online and black and white in print. Please review figures so that all necessary information is conveyed in black and white. If you agree to pay color publication charges (see 'Publication Charges' on the Author Resources page) your figures will appear in color in the print version of the journal. You will have the opportunity to make this choice during the submission process of your production files.

PUBLICATION CHARGES

There are no publication charges for papers under 12 typeset pages or technical briefs. If your typeset paper is over 12 pages, a mandatory page charge of \$200/page will be assessed.

If circumstances dictate, a request to waive the charges can be sent to the Journal Editor for review.

Follow Us on Twitter: <https://twitter.com/ASMEJournals>.

The next step after acceptance is for you to submit the production files of your final paper for approval. After approval, your paper will enter into production., Based on the comments received, the evaluation returned, and the recommendation of the Associate Editor, I am pleased to inform you that your paper has been accepted for publication in the Journal of Medical Devices. The detailed comments of the reviewers are available for your further consideration. Please log in to the web site to see these comments and make sure your manuscript incorporates all the suggested changes. Finally, please review your manuscript to make sure the manuscript cites archival (journal) papers (and not just conference papers) to the extent possible.

PRODUCTION FILES

for preparing the necessary production files. Click 'Submittal of final documents' in the Guidelines section of the Author Resources page:

<https://www.asme.org/shop/journals/information-for-authors>

COPYRIGHT

Please be certain to follow the Author Guidelines and submit the transfer of copyright form,
mandatory for publication.

COLOR IN PRINT

Color figures will automatically appear in color online and black and white in print. Please review figures so that all necessary information is conveyed in black and white. If you agree to pay color publication charges (see 'Publication Charges' on the Author Resources page) your figures will appear in color in the print version of the journal. You will have the opportunity to make this choice during the submission process of your production files.

PUBLICATION CHARGES

There are no publication charges for papers under 12 typeset pages or technical briefs. If your typeset paper is over 12 pages, a mandatory page charge of \$200/page will be assessed.

If circumstances dictate, a request to waive the charges can be sent to the Journal Editor for review.

Follow Us on Twitter: <https://twitter.com/ASMEJournals>.

The next step after acceptance is for you to submit the production files of your final paper for approval. After approval, your paper will enter into production.

Sincerely,

William Durfee
Editor, Journal of Medical Devices

— Acceptance for Publication.png —

Fwd: Editor Decision on Paper MED-18-1015 (Research Paper)

The screenshot shows the ASME Journal Tool Author interface. The main heading is "MED-18-1015 - Non-Invasive Optical Blood Glucose Measurement based on Discrete Fourier Transform and Fast Artificial Neural Network: Fasting Normal Glucose Participants Case Study ver 3". Below the heading are tabs for "Status", "Details", "Reviews", "Files", and "Authors", and a "Submit Final" button. The "Paper Status and Dates" section includes a table with columns for Event, Completed, Version, Notes, and Date. The table shows a sequence of events from January 2019 to April 2019, all marked as completed. The footer contains navigation links and copyright information for ASME.

Event	Completed	Version	Notes	Date
Accepted for Publication	✓	3		Apr 4, 2019
Editor Decision	✓	3	Accept As Is	Apr 4, 2019
AE Recommendation	✓	3	Accept As Is	Mar 26, 2019
Revision Review Completed	✓	3		Feb 26, 2019
Revised Paper Submitted	✓	3		Jan 31, 2019

Attachments:

AUCOM-MED-18-1015-2.2.pdf	527 kB
DRAFT-MED-18-1015-2.2.pdf	8.0 MB
Acceptance for Publication.png	131 kB
Review 4.pdf	80.4 kB

Subject: Fwd: Editor Decision on Paper MED-18-1015 (Research Paper)

From: "Renan P. Jenie" <qwerty.user1983@gmail.com>

Date: 05/04/2019, 19:39

To: "irawati.anies" <irawati.anies@yahoo.com>, Anies Irawati <anies.irawati@gmail.com>, Anies Irawati <anies_irawati@yahoo.com>, "Renan Prasta Jenie MIC / IT Dir Binus Indonesia" <qwerty_user1983@yahoo.com>, "Renan P. Jenie" <qwerty_User1983@outlook.com>, "Renan Prasta Jenie MIC / IT Dir Binus Indonesia" <qwerty.user1983@gmail.com>

Dear Tante Anies,

Alhamdu illah satu publikasi masuk jurnal Scopus Q3. :)

Dr. Renan Prasta Jenie, S.T.P., M.T.

Researcher

Department of Physics

Bogor Agricultural University

+62 811 1061 948 / 9

qwerty_user1983@outlook.com / qwerty.user1983@gmail.com

----- Forwarded message -----

From: **Renan P. Jenie** <qwerty.user1983@gmail.com>

Date: Fri, Apr 5, 2019 at 7:38 PM

Subject: Fwd: Editor Decision on Paper MED-18-1015 (Research Paper)

To: Husin Alatas <s.h.alatas@gmail.com>, Irzaman . <irzaman@apps.ipb.ac.id>, evyimam <evyimam@yahoo.com>, Rimbawan Rimbawan <rimbawan62@yahoo.com>, dr Naufal Dosen S3 Gma Ipb <naufalmn.ipb@gmail.com>, Ipk biner <lpkbiner@yahoo.com>, Renan Prasta Jenie MIC / IT Dir Binus Indonesia <qwerty_user1983@yahoo.com>, Renan P. Jenie <qwerty_User1983@outlook.com>, Renan Prasta Jenie MIC / IT Dir Binus Indonesia <qwerty.user1983@gmail.com>

Kepada Bu Evy, Pak Irzaman, Pak Rimbawan, Pak Dadang, Pak Naufal, dan Pak Husin,

Alhamdu Lillah, artikel jurnal yang telah kita ajukan ke Journal of Medical Devices telah diterima untuk publikasi.

Saya berterima kasih banyak atas bimbingan Ibu dan Bapak selama ini, dan semoga silaturahmi kita tetap langgeng.

Hormat saya.

Dr. Renan Prasta Jenie, S.T.P., M.T.

Researcher

Department of Physics

Bogor Agricultural University

+62 811 1061 948 / 9

qwerty_user1983@outlook.com / qwerty.user1983@gmail.com

----- Forwarded message -----

From: <journalTool@asme.org>

Date: Thu, Apr 4, 2019 at 10:00 PM

Subject: Editor Decision on Paper MED-18-1015 (Research Paper)

To: <qwerty.user1983@gmail.com>

Cc: <wkdurfee@umn.edu>, <cgr@austin.utexas.edu>, <rampi002@umn.edu>

Dear Mr. Renan Prasta Jenie,

Based on the comments received, the evaluation returned, and the recommendation of the Associate Editor, I am pleased to inform you that your paper has been accepted for publication in the Journal of Medical Devices. The detailed comments of the reviewers are available for your further consideration. Please log in to the web site to see these comments and make sure your manuscript incorporates all the suggested changes. Finally, please review your manuscript to make sure the manuscript cites archival (journal) papers (and not just conference papers) to the extent possible.

PRODUCTION FILES

To avoid publication delays, please be certain to follow the Author Guidelines for preparing the necessary production files. Click 'Submittal of final documents' in the Guidelines section of the Author Resources page:

<https://www.asme.org/shop/journals/information-for-authors>

COPYRIGHT

Please be certain to follow the Author Guidelines and submit the transfer of copyright form,
mandatory for publication.

COLOR IN PRINT

Color figures will automatically appear in color online and black and white in print.

Please review figures so that all necessary information is conveyed in black and white. If you agree to pay color publication charges (see 'Publication Charges' on the Author Resources page) your figures will appear in color in the print version of the journal. You will have the opportunity to make this choice during the submission process of your production files.

PUBLICATION CHARGES

There are no publication charges for papers under 12 typeset pages or technical briefs. If your typeset paper is over 12 pages, a mandatory page charge of \$200/page will be assessed.

If circumstances dictate, a request to waive the charges can be sent to the Journal Editor for review.

Follow Us on Twitter: <https://twitter.com/ASMEJournals>.

The next step after acceptance is for you to submit the production files of your final paper for approval. After approval, your paper will enter into production., Based on the comments received, the evaluation returned, and the recommendation of the Associate Editor, I am pleased to inform you that your paper has been accepted for publication in the Journal of Medical Devices. The detailed comments of the reviewers are available for your further consideration. Please log in to the web site to see these comments and make sure your manuscript incorporates all the suggested changes. Finally, please review your manuscript to make sure the manuscript cites archival (journal) papers (and not just conference papers) to the extent possible.

PRODUCTION FILES

To avoid publication delays, please be certain to follow the Author Guidelines for preparing the necessary production files. Click 'Submittal of final documents' in the Guidelines section of the Author Resources page:

<https://www.asme.org/shop/journals/information-for-authors>

COPYRIGHT

Please be certain to follow the Author Guidelines and submit the transfer of copyright form,
mandatory for publication.

COLOR IN PRINT

Color figures will automatically appear in color online and black and white in print. Please review figures so that all necessary information is conveyed in black and white. If you agree to pay color publication charges (see 'Publication Charges' on the Author Resources page) your figures will appear in color in the print version of the journal. You will have the opportunity to make this choice during the submission process of your production files.

PUBLICATION CHARGES

Fwd: Editor Decision on Paper MED-18-1015 (Research Paper)

If your typeset paper is over 12 pages, a mandatory page charge of \$200/page will be assessed.

If circumstances dictate, a request to waive the charges can be sent to the Journal Editor for review.

Follow Us on Twitter: <https://twitter.com/ASMEJournals>.

The next step after acceptance is for you to submit the production files of your final paper for approval. After approval, your paper will enter into production.

Sincerely,

William Durfee
Editor, Journal of Medical Devices

— Acceptance for Publication.png —

The screenshot shows the ASME Journal Tool Author interface in a Chromium browser. The page title is "MED-18-1015 - Non-Invasive Optical Blood Glucose Measurement based on Discrete Fourier Transform and Fast Artificial Neural Network: Fasting Normal Glucose Participants Case Study ver 3". The status is "Completed". A table lists the following events:

Event	Completed	Version	Notes	Date
Accepted for Publication	✓	3		Apr 4, 2019
Editor Decision	✓	3	Accept As Is	Apr 4, 2019
AE Recommendation	✓	3	Accept As Is	Mar 26, 2019
Revision Review Completed	✓	3		Feb 26, 2019
Revised Paper Submitted	✓	3		Jan 31, 2019

— Attachments: —

AUCOM-MED-18-1015-2.2.pdf	527 kB
DRAFT-MED-18-1015-2.2.pdf	8.0 MB
Acceptance for Publication.png	131 kB
Review 4.pdf	80.4 kB

Subject: Fwd: Editor Decision on Paper MED-18-1015 (Research Paper)

From: "Renan P. Jenie" <qwerty.user1983@gmail.com>

Date: 05/04/2019, 19:51

To: Submit-ENAGO <submit@enago.com>, "Renan Prasta Jenie MIC / IT Dir Binus Indonesia" <qwerty_user1983@yahoo.com>, "Renan P. Jenie" <qwerty_User1983@outlook.com>, "Renan Prasta Jenie MIC / IT Dir Binus Indonesia" <qwerty.user1983@gmail.com>

Dear ms Beth Taylor and Editorial Team,

We would like to inform You that the manuscript that has been reworked by Enago (attached), **BOAGUW-55_MI-2**, has been **accepted for publication**.

Thanks for Your help, and I hope we could always be in touch. :)

Note.

btw, is our contract also include editorial service for the final manuscript for publication?

Best regards,

Dr. Renan Prasta Jenie, S.T.P., M.T.

Researcher

Department of Physics

Bogor Agricultural University

+62 811 1061 948 / 9

qwerty_user1983@outlook.com / qwerty.user1983@gmail.com

----- Forwarded message -----

From: <journalTool@asme.org>

Date: Thu, Apr 4, 2019 at 10:00 PM

Subject: Editor Decision on Paper MED-18-1015 (Research Paper)

To: <qwerty.user1983@gmail.com>

Cc: <wkdurfee@umn.edu>, <cgr@austin.utexas.edu>, <rampi002@umn.edu>

Dear Mr. Renan Prasta Jenie,

Based on the comments received, the evaluation returned, and the recommendation of

the Associate Editor, I am pleased to inform you that your paper has been accepted for publication in the Journal of Medical Devices. The detailed comments of the reviewers are available for your further consideration. Please log in to the web site to see these comments and make sure your manuscript incorporates all the suggested changes. Finally, please review your manuscript to make sure the manuscript cites archival (journal) papers (and not just conference papers) to the extent possible.

PRODUCTION FILES

To avoid publication delays, please be certain to follow the Author Guidelines for preparing the necessary production files. Click 'Submittal of final documents' in the Guidelines section of the Author Resources page:

<https://www.asme.org/shop/journals/information-for-authors>

COPYRIGHT

Please be certain to follow the Author Guidelines and submit the transfer of copyright form,
mandatory for publication.

COLOR IN PRINT

Color figures will automatically appear in color online and black and white in print. Please review figures so that all necessary information is conveyed in black and white. If you agree to pay color publication charges (see 'Publication Charges' on the Author Resources page) your figures will appear in color in the print version of the journal. You will have the opportunity to make this choice during the submission process of your production files.

PUBLICATION CHARGES

There are no publication charges for papers under 12 typeset pages or technical briefs. If your typeset paper is over 12 pages, a mandatory page charge of \$200/page will be assessed.

If circumstances dictate, a request to waive the charges can be sent to the Journal Editor for review.

Follow Us on Twitter: <https://twitter.com/ASMEJournals>.

The next step after acceptance is for you to submit the production files of your final paper for approval. After approval, your paper will enter into production., Based on the comments received, the evaluation returned, and the recommendation of the Associate Editor, I am pleased to inform you that your paper has been accepted for publication in the Journal of Medical Devices. The detailed comments of the reviewers are available for your further consideration. Please log in to the web site to see these comments and make sure your manuscript incorporates all the suggested changes. Finally, please review your manuscript to make sure the manuscript cites archival (journal) papers (and not just conference papers) to the extent possible.

To avoid publication delays, please be certain to follow the Author Guidelines for preparing the necessary production files. Click 'Submittal of final documents' in the Guidelines section of the Author Resources page:

<https://www.asme.org/shop/journals/information-for-authors>

COPYRIGHT

Please be certain to follow the Author Guidelines and submit the transfer of copyright form,
mandatory for publication.

COLOR IN PRINT

Color figures will automatically appear in color online and black and white in print. Please review figures so that all necessary information is conveyed in black and white. If you agree to pay color publication charges (see 'Publication Charges' on the Author Resources page) your figures will appear in color in the print version of the journal. You will have the opportunity to make this choice during the submission process of your production files.

PUBLICATION CHARGES

There are no publication charges for papers under 12 typeset pages or technical briefs. If your typeset paper is over 12 pages, a mandatory page charge of \$200/page will be assessed.

If circumstances dictate, a request to waive the charges can be sent to the Journal Editor for review.

Follow Us on Twitter: <https://twitter.com/ASMEJournals>.

The next step after acceptance is for you to submit the production files of your final paper for approval. After approval, your paper will enter into production.

Sincerely,

William Durfee
Editor, Journal of Medical Devices

— Acceptance for Publication.png —

Fwd: Editor Decision on Paper MED-18-1015 (Research Paper)

The screenshot shows the ASME Journal Tool Author interface. The main heading is "MED-18-1015 - Non-Invasive Optical Blood Glucose Measurement based on Discrete Fourier Transform and Fast Artificial Neural Network: Fasting Normal Glucose Participants Case Study ver 3". Below the heading are tabs for "Status", "Details", "Reviews", "Files", and "Authors", with "Status" selected. A "Submit Final" button is visible. The "Paper Status and Dates" section includes a table with columns for Event, Completed, Version, Notes, and Date. The table shows a sequence of events from January 31, 2019, to April 4, 2019, all marked as completed. The footer contains navigation links and copyright information for ASME.

Event	Completed	Version	Notes	Date
Accepted for Publication	✓	3		Apr 4, 2019
Editor Decision	✓	3	Accept As Is	Apr 4, 2019
AE Recommendation	✓	3	Accept As Is	Mar 26, 2019
Revision Review Completed	✓	3		Feb 26, 2019
Revised Paper Submitted	✓	3		Jan 31, 2019

Attachments:

Review 4.pdf	80.4 kB
Acceptance for Publication.png	131 kB
AUCOM-MED-18-1015-2.2.pdf	527 kB
DRAFT-MED-18-1015-2.2.pdf	8.0 MB
Review Response - Journals_Template_Renan v 0.09.02.odt	35.0 kB
Journals_Template_Renan v 0.09.02.odt	348 kB

Subject: Re: Editor Decision on Paper MED-18-1015 (Research Paper)

From: "Renan P. Jenie" <qwerty.user1983@gmail.com>

Date: 05/04/2019, 19:13

To: William Durfee <wkdurfee@umn.edu>, "Renan Prasta Jenie MIC / IT Dir Binus Indonesia" <qwerty_user1983@yahoo.com>, "Renan P. Jenie" <qwerty_User1983@outlook.com>, "Renan Prasta Jenie MIC / IT Dir Binus Indonesia" <qwerty.user1983@gmail.com>, Husin Alatas <s.h.alatas@gmail.com>, "Irzaman ." <irzaman@apps.ipb.ac.id>

CC: Christopher G Rylander <cgr@austin.utexas.edu>, rampi002@umn.edu

Dear Dr Durfee, Dr Rylander,

Thanks for the good news, and thanks for helping us so far. I really learns a lot from your and your teams inputs.

We shall comply with editorial reviews as soon as possible.

Best regards,

Dr Renan Prasta Jenie, S.T.P., M.T.

Researcher

Department of Physics

Bogor Agricultural University

+62 811 1061 948 / 9

qwerty_user1983@outlook.com / qwerty.user1983@gmail.com

On Thu, Apr 4, 2019 at 10:00 PM <journalTool@asme.org> wrote:

Dear Mr. Renan Prasta Jenie,

Based on the comments received, the evaluation returned, and the recommendation of the Associate Editor, I am pleased to inform you that your paper has been accepted for publication in the Journal of Medical Devices. The detailed comments of the reviewers are available for your further consideration. Please log in to the web site to see these comments and make sure your manuscript incorporates all the suggested changes. Finally, please review your manuscript to make sure the manuscript cites archival (journal) papers (and not just conference papers) to the extent possible.

PRODUCTION FILES

To avoid publication delays, please be certain to follow the Author Guidelines

for preparing the necessary production files. Click 'Submittal of final documents' in the Guidelines section of the Author Resources page:

<https://www.asme.org/shop/journals/information-for-authors>

COPYRIGHT

Please be certain to follow the Author Guidelines and submit the transfer of copyright form,
mandatory for publication.

COLOR IN PRINT

Color figures will automatically appear in color online and black and white in print. Please review figures so that all necessary information is conveyed in black and white. If you agree to pay color publication charges (see 'Publication Charges' on the Author Resources page) your figures will appear in color in the print version of the journal.

You will have the opportunity to make this choice during the submission process of your production files.

PUBLICATION CHARGES

There are no publication charges for papers under 12 typeset pages or technical briefs. If your typeset paper is over 12 pages, a mandatory page charge of \$200/page will be assessed.

If circumstances dictate, a request to waive the charges can be sent to the Journal Editor for review.

Follow Us on Twitter: <https://twitter.com/ASMEJournals>.

The next step after acceptance is for you to submit the production files of your final paper for approval. After approval, your paper will enter into production., Based on the comments received, the evaluation returned, and the recommendation of the Associate Editor, I am pleased to inform you that your paper has been accepted for publication in the Journal of Medical Devices. The detailed comments of the reviewers are available for your further consideration. Please log in to the web site to see these comments and make sure your manuscript incorporates all the suggested changes. Finally, please review your manuscript to make sure the manuscript cites archival (journal) papers (and not just conference papers) to the extent possible.

PRODUCTION FILES

To avoid publication delays, please be certain to follow the Author Guidelines for preparing the necessary production files. Click 'Submittal of final documents' in the Guidelines section of the Author Resources page:

<https://www.asme.org/shop/journals/information-for-authors>

COPYRIGHT

Please be certain to follow the Author Guidelines and submit the transfer of copyright form,
mandatory for publication.

COLOR IN PRINT

Color figures will automatically appear in color online and black and white in print. Please review figures so that all necessary information is conveyed in black and white. If you agree to pay color publication charges (see 'Publication Charges' on the Author Resources page) your figures will appear in color in the print version of the journal.

You will have the opportunity to make this choice during the submission process of your production files.

PUBLICATION CHARGES

There are no publication charges for papers under 12 typeset pages or technical briefs. If your typeset paper is over 12 pages, a mandatory page charge of \$200/page will be assessed.

If circumstances dictate, a request to waive the charges can be sent to the Journal Editor for review.

Follow Us on Twitter: <https://twitter.com/ASMEJournals>.

The next step after acceptance is for you to submit the production files of your final paper for approval. After approval, your paper will enter into production.

Sincerely,

William Durfee
Editor, Journal of Medical Devices

Subject: Re: Editor Decision on Paper MED-18-1015 (Research Paper)

From: Anies Irawati <anies.irawati@gmail.com>

Date: 05/04/2019, 19:43

To: "Renan P. Jenie" <qwerty.user1983@gmail.com>

CC: Anies Irawati Soetojo <anies_irawati@yahoo.com>, Renan Prasta Jenie <qwerty_user1983@yahoo.com>, "Renan P. Jenie" <qwerty_User1983@outlook.com>

Alhamdulillah.....sujud syukur ya. Ini yg ke berapa?

Pada tanggal Jum, 5 Apr 2019 19.39, Renan P. Jenie <qwerty.user1983@gmail.com> menulis:

Dear Tante Anies,

Alhamdu illah satu publikasi masuk jurnal Scopus Q3. :)

Dr. Renan Prasta Jenie, S.T.P., M.T.

Researcher

Department of Physics

Bogor Agricultural University

+62 811 1061 948 / 9

qwerty_user1983@outlook.com / qwerty.user1983@gmail.com

----- Forwarded message -----

From: **Renan P. Jenie** <qwerty.user1983@gmail.com>

Date: Fri, Apr 5, 2019 at 7:38 PM

Subject: Fwd: Editor Decision on Paper MED-18-1015 (Research Paper)

To: Husin Alatas <s.h.alatas@gmail.com>, Irzaman . <irzaman@apps.ipb.ac.id>, evyimam <evyimam@yahoo.com>, Rimbawan Rimbawan <rimbawan62@yahoo.com>, dr Naufal Dosen S3 Gma Ipb <naufalmn.ipb@gmail.com>, Ipk biner <lpkbiner@yahoo.com>, Renan Prasta Jenie MIC / IT Dir Binus Indonesia <qwerty_user1983@yahoo.com>, Renan P. Jenie <qwerty_User1983@outlook.com>, Renan Prasta Jenie MIC / IT Dir Binus Indonesia <qwerty.user1983@gmail.com>

Kepada Bu Evy, Pak Irzaman, Pak Rimbawan, Pak Dadang, Pak Naufal, dan Pak Husin,

Alhamdu Lillah, artikel jurnal yang telah kita ajukan ke Journal of Medical Devices telah diterima untuk publikasi.

Saya berterima kasih banyak atas bimbingan Ibu dan Bapak selama ini, dan semoga

silaturahmi kita tetap langgeng.

Hormat saya.

Dr. Renan Prasta Jenie, S.T.P., M.T.

Researcher

Department of Physics

Bogor Agricultural University

+62 811 1061 948 / 9

qwerty_user1983@outlook.com / qwerty.user1983@gmail.com

----- Forwarded message -----

From: <journalTool@asme.org>

Date: Thu, Apr 4, 2019 at 10:00 PM

Subject: Editor Decision on Paper MED-18-1015 (Research Paper)

To: <qwerty.user1983@gmail.com>

Cc: <wkdurfee@umn.edu>, <cgr@austin.utexas.edu>, <rampi002@umn.edu>

Dear Mr. Renan Prasta Jenie,

Based on the comments received, the evaluation returned, and the recommendation of the Associate Editor, I am pleased to inform you that your paper has been accepted for publication in the Journal of Medical Devices. The detailed comments of the reviewers are available for your further consideration. Please log in to the web site to see these comments and make sure your manuscript incorporates all the suggested changes. Finally, please review your manuscript to make sure the manuscript cites archival (journal) papers (and not just conference papers) to the extent possible.

PRODUCTION FILES

To avoid publication delays, please be certain to follow the Author Guidelines for preparing the necessary production files. Click 'Submittal of final documents' in the Guidelines section of the Author Resources page:

<https://www.asme.org/shop/journals/information-for-authors>

COPYRIGHT

Please be certain to follow the Author Guidelines and submit the transfer of copyright form,
mandatory for publication.

COLOR IN PRINT

Color figures will automatically appear in color online and black and white in print. Please review figures so that all necessary information is conveyed in black and white. If you agree to pay color publication charges (see 'Publication Charges' on the Author Resources page) your figures will appear in color in the print version of the journal.

You will have the opportunity to make this choice during the submission process of your production files.

PUBLICATION CHARGES

There are no publication charges for papers under 12 typeset pages or technical briefs. If your typeset paper is over 12 pages, a mandatory page charge of \$200/page will be assessed.

If circumstances dictate, a request to waive the charges can be sent to the Journal Editor for review.

Follow Us on Twitter: <https://twitter.com/ASMEJournals>.

The next step after acceptance is for you to submit the production files of your final paper for approval. After approval, your paper will enter into production. Based on the comments received, the evaluation returned, and the recommendation of the Associate Editor, I am pleased to inform you that your paper has been accepted for publication in the Journal of Medical Devices. The detailed comments of the reviewers are available for your further consideration. Please log in to the web site to see these comments and make sure your manuscript incorporates all the suggested changes. Finally, please review your manuscript to make sure the manuscript cites archival (journal) papers (and not just conference papers) to the extent possible.

PRODUCTION FILES

To avoid publication delays, please be certain to follow the Author Guidelines for preparing the necessary production files. Click 'Submittal of final documents' in the Guidelines section of the Author Resources page:

<https://www.asme.org/shop/journals/information-for-authors>

COPYRIGHT

Please be certain to follow the Author Guidelines and submit the transfer of copyright form,
mandatory for publication.

COLOR IN PRINT

Color figures will automatically appear in color online and black and white in print. Please review figures so that all necessary information is conveyed in black and white. If you agree to pay color publication charges (see 'Publication Charges' on the Author Resources page) your figures will appear in color in the print version of the journal.

You will have the opportunity to make this choice during the submission process of your production files.

production files.

PUBLICATION CHARGES

There are no publication charges for papers under 12 typeset pages or technical briefs. If your typeset paper is over 12 pages, a mandatory page charge of \$200/page will be assessed.

If circumstances dictate, a request to waive the charges can be sent to the Journal Editor for review.

Follow Us on Twitter: <https://twitter.com/ASMEJournals>.

The next step after acceptance is for you to submit the production files of your final paper for approval. After approval, your paper will enter into production.

Sincerely,

William Durfee
Editor, Journal of Medical Devices

Subject: Re: Editor Decision on Paper MED-18-1015 (Research Paper)

From: Husin Alatas <s.h.alatas@gmail.com>

Date: 05/04/2019, 19:54

To: "Renan P. Jenie" <qwerty.user1983@gmail.com>

CC: "Irzaman ." <irzaman@apps.ipb.ac.id>, Evy Damayanti <evyimam@yahoo.com>, Rimbawan Rimbawan <rimbawan62@yahoo.com>, dr Naufal Dosen S3 Gma Ipb <naufalmn.ipb@gmail.com>, lpk biner <lpkbiner@yahoo.com>, "Renan Prasta Jenie MIC / IT Dir Binus Indonesia" <qwerty_user1983@yahoo.com>, "Renan P. Jenie" <qwerty_User1983@outlook.com>

Alhamdulillah. selamat Dr. Renan...

On Fri, Apr 5, 2019, 15:38 Renan P. Jenie <qwerty.user1983@gmail.com> wrote:

Kepada Bu Evy, Pak Irzaman, Pak Rimbawan, Pak Dadang, Pak Naufal, dan Pak Husin,

Alhamdu Lillah, artikel jurnal yang telah kita ajukan ke Journal of Medical Devices telah diterima untuk publikasi.

Saya berterima kasih banyak atas bimbingan Ibu dan Bapak selama ini, dan semoga silaturahmi kita tetap langgeng.

Hormat saya.

Dr. Renan Prasta Jenie, S.T.P., M.T.

Researcher

Department of Physics

Bogor Agricultural University

+62 811 1061 948 / 9

qwerty_user1983@outlook.com / qwerty.user1983@gmail.com

----- Forwarded message -----

From: <journalTool@asme.org>

Date: Thu, Apr 4, 2019 at 10:00 PM

Subject: Editor Decision on Paper MED-18-1015 (Research Paper)

To: <qwerty.user1983@gmail.com>

Cc: <wkdurfee@umn.edu>, <cgr@austin.utexas.edu>, <rampi002@umn.edu>

Dear Mr. Renan Prasta Jenie,

Based on the comments received, the evaluation returned, and the recommendation of the Associate Editor, I am pleased to inform you that your paper has been accepted for publication in the Journal of Medical Devices. The detailed comments of the reviewers are available for your further consideration. Please log in to the web site to see these comments and make sure your manuscript incorporates all the suggested changes. Finally, please review your manuscript to make sure the manuscript cites archival (journal) papers (and not just conference papers) to the extent possible.

PRODUCTION FILES

To avoid publication delays, please be certain to follow the Author Guidelines for preparing the necessary production files. Click 'Submittal of final documents' in the Guidelines section of the Author Resources page:

<https://www.asme.org/shop/journals/information-for-authors>

COPYRIGHT

Please be certain to follow the Author Guidelines and submit the transfer of copyright form,
mandatory for publication.

COLOR IN PRINT

Color figures will automatically appear in color online and black and white in print. Please review figures so that all necessary information is conveyed in black and white. If you agree to pay color publication charges (see 'Publication Charges' on the Author Resources page) your figures will appear in color in the print version of the journal.

You will have the opportunity to make this choice during the submission process of your production files.

PUBLICATION CHARGES

There are no publication charges for papers under 12 typeset pages or technical briefs. If your typeset paper is over 12 pages, a mandatory page charge of \$200/page will be assessed.

If circumstances dictate, a request to waive the charges can be sent to the Journal Editor for review.

Follow Us on Twitter: <https://twitter.com/ASMEJournals>.

The next step after acceptance is for you to submit the production files of your final paper for approval. After approval, your paper will enter into production., Based on the comments received, the evaluation returned, and the recommendation of the Associate Editor, I am pleased to inform you that your paper has been accepted for publication in the Journal of Medical Devices. The detailed comments of the reviewers are available for your further consideration. Please log in to the web site to see these comments and make sure your manuscript incorporates all the suggested changes. Finally, please review your manuscript to make sure the manuscript cites archival (journal) papers (and

not just conference papers) to the extent possible.

PRODUCTION FILES

To avoid publication delays, please be certain to follow the Author Guidelines for preparing the necessary production files. Click 'Submittal of final documents' in the Guidelines section of the Author Resources page:

<https://www.asme.org/shop/journals/information-for-authors>

COPYRIGHT

Please be certain to follow the Author Guidelines and submit the transfer of copyright form,
mandatory for publication.

COLOR IN PRINT

Color figures will automatically appear in color online and black and white in print. Please review figures so that all necessary information is conveyed in black and white. If you agree to pay color publication charges (see 'Publication Charges' on the Author Resources page) your figures will appear in color in the print version of the journal.

You will have the opportunity to make this choice during the submission process of your production files.

PUBLICATION CHARGES

There are no publication charges for papers under 12 typeset pages or technical briefs. If your typeset paper is over 12 pages, a mandatory page charge of \$200/page will be assessed.

If circumstances dictate, a request to waive the charges can be sent to the Journal Editor for review.

Follow Us on Twitter: <https://twitter.com/ASMEJournals>.

The next step after acceptance is for you to submit the production files of your final paper for approval. After approval, your paper will enter into production.

Sincerely,

William Durfee
Editor, Journal of Medical Devices

Subject: Re: Editor Decision on Paper MED-18-1015 (Research Paper)

From: "Renan P. Jenie" <qwerty.user1983@gmail.com>

Date: 05/04/2019, 20:11

To: Husin Alatas <s.h.alatas@gmail.com>

CC: "Irzaman ." <irzaman@apps.ipb.ac.id>, Evy Damayanti <evyimam@yahoo.com>, Rimbawan Rimbawan <rimbawan62@yahoo.com>, dr Naufal Dosen S3 Gma Ipb <naufalmn.ipb@gmail.com>, lpk biner <lpkbiner@yahoo.com>, "Renan Prasta Jenie MIC / IT Dir Binus Indonesia" <qwerty_user1983@yahoo.com>, "Renan P. Jenie" <qwerty_User1983@outlook.com>, "Renan Prasta Jenie MIC / IT Dir Binus Indonesia" <qwerty.user1983@gmail.com>

Thanks a lot Pak! Sukses umrohnya. :)

Dr. Renan Prasta Jenie, S.T.P., M.T.

Researcher

Department of Physics

Bogor Agricultural University

+62 811 1061 948 / 9

qwerty_user1983@outlook.com / qwerty.user1983@gmail.com

On Fri, Apr 5, 2019 at 7:54 PM Husin Alatas <s.h.alatas@gmail.com> wrote:

Alhamdulillah. selamat Dr. Renan...

On Fri, Apr 5, 2019, 15:38 Renan P. Jenie <qwerty.user1983@gmail.com> wrote:

Kepada Bu Evy, Pak Irzaman, Pak Rimbawan, Pak Dadang, Pak Naufal, dan Pak Husin,

Alhamdu Lillah, artikel jurnal yang telah kita ajukan ke Journal of Medical Devices telah diterima untuk publikasi.

Saya berterima kasih banyak atas bimbingan Ibu dan Bapak selama ini, dan semoga silaturahmi kita tetap langgeng.

Hormat saya.

Dr. Renan Prasta Jenie, S.T.P., M.T.

Researcher

Department of Physics

Bogor Agricultural University

+62 811 1061 948 / 9

qwerty_user1983@outlook.com / qwerty.user1983@gmail.com

----- Forwarded message -----

From: <journalTool@asme.org>

Date: Thu, Apr 4, 2019 at 10:00 PM

Subject: Editor Decision on Paper MED-18-1015 (Research Paper)

To: <qwerty.user1983@gmail.com>

Cc: <wkdurfee@umn.edu>, <cgr@austin.utexas.edu>, <rampi002@umn.edu>

Dear Mr. Renan Prasta Jenie,

Based on the comments received, the evaluation returned, and the recommendation of the Associate Editor, I am pleased to inform you that your paper has been accepted for publication in the Journal of Medical Devices. The detailed comments of the reviewers are available for your further consideration. Please log in to the web site to see these comments and make sure your manuscript incorporates all the suggested changes. Finally, please review your manuscript to make sure the manuscript cites archival (journal) papers (and not just conference papers) to the extent possible.

PRODUCTION FILES

To avoid publication delays, please be certain to follow the Author Guidelines for preparing the necessary production files. Click 'Submittal of final documents' in the Guidelines section of the Author Resources page:

<https://www.asme.org/shop/journals/information-for-authors>

COPYRIGHT

Please be certain to follow the Author Guidelines and submit the transfer of copyright form,
mandatory for publication.

COLOR IN PRINT

Color figures will automatically appear in color online and black and white in print. Please review figures so that all necessary information is conveyed in black and white. If you agree to pay color publication charges (see 'Publication Charges' on the Author Resources page) your figures will appear in color in the print version of the journal.

You will have the opportunity to make this choice during the submission process of your production files.

PUBLICATION CHARGES

There are no publication charges for papers under 12 typeset pages or technical briefs.

If your typeset paper is over 12 pages, a mandatory page charge of \$200/page will be assessed.

If circumstances dictate, a request to waive the charges can be sent to the Journal Editor for review.

Follow Us on Twitter: <https://twitter.com/ASMEJournals>.

The next step after acceptance is for you to submit the production files of your final paper for approval. After approval, your paper will enter into production., Based on the comments received, the evaluation returned, and the recommendation of the Associate Editor, I am pleased to inform you that your paper has been accepted for publication in the Journal of Medical Devices. The detailed comments of the reviewers are available for your further consideration. Please log in to the web site to see these comments and make sure your manuscript incorporates all the suggested changes. Finally, please review your manuscript to make sure the manuscript cites archival (journal) papers (and not just conference papers) to the extent possible.

PRODUCTION FILES

To avoid publication delays, please be certain to follow the Author Guidelines for preparing the necessary production files. Click 'Submittal of final documents' in the Guidelines section of the Author Resources page:

<https://www.asme.org/shop/journals/information-for-authors>

COPYRIGHT

Please be certain to follow the Author Guidelines and submit the transfer of copyright form,
mandatory for publication.

COLOR IN PRINT

Color figures will automatically appear in color online and black and white in print. Please review figures so that all necessary information is conveyed in black and white. If you agree to pay color publication charges (see 'Publication Charges' on the Author Resources page) your figures will appear in color in the print version of the journal.

You will have the opportunity to make this choice during the submission process of your production files.

PUBLICATION CHARGES

There are no publication charges for papers under 12 typeset pages or technical briefs.

If your typeset paper is over 12 pages, a mandatory page charge of \$200/page will be assessed.

If circumstances dictate, a request to waive the charges can be sent to the Journal Editor for review.

Follow Us on Twitter: <https://twitter.com/ASMEJournals>.

The next step after acceptance is for you to submit the production files of your final paper for approval. After approval, your paper will enter into production.

Sincerely,

William Durfee
Editor, Journal of Medical Devices

Subject: RE: Editor Decision on Paper MED-18-1015 (Research Paper)

From: "Submit-ENAGO" <submit@enago.com>

Date: 05/04/2019, 21:58

To: "'Renan P. Jenie'" <qwerty.user1983@gmail.com>, "'Renan Prasta Jenie MIC / IT Dir Binus Indonesia'" <qwerty_user1983@yahoo.com>, "'Renan P. Jenie'" <qwerty_User1983@outlook.com>

CC: <submit@enago.com>

Hello,

Thank you for the below email, I would like to congratulate for the acceptance of your paper.

We can check your final manuscript before publication.

Regards,
Beth Taylor

From: Renan P. Jenie [mailto:qwerty.user1983@gmail.com]

Sent: Friday, April 05, 2019 6:22 PM

To: Submit-ENAGO; Renan Prasta Jenie MIC / IT Dir Binus Indonesia; Renan P. Jenie; Renan Prasta Jenie MIC / IT Dir Binus Indonesia

Subject: Fwd: Editor Decision on Paper MED-18-1015 (Research Paper)

Dear ms Beth Taylor and Editorial Team,

We would like to inform You that the manuscript that has been reworked by Enago (attached), **BOAGUW-55_MI-2**, has been **accepted for publication**.

Thanks for Your help, and I hope we could always be in touch. :)

Note.

btw, is our contract also include editorial service for the final manuscript for publication?

Best regards,

Dr. Renan Prasta Jenie, S.T.P., M.T.

Researcher

Department of Physics

Bogor Agricultural University

+62 811 1061 948 / 9

qwerty_user1983@outlook.com / qwerty.user1983@gmail.com

----- Forwarded message -----

From: <journalTool@asme.org>

Date: Thu, Apr 4, 2019 at 10:00 PM

RE: Editor Decision on Paper MED-18-1015 (Research Paper)

Subject: Editor Decision on Paper MED-18-1015 (Research Paper)

To: <qwerty.user1983@gmail.com>

Cc: <wkdurfee@umn.edu>, <cgr@austin.utexas.edu>, <rampi002@umn.edu>

Dear Mr. Renan Prasta Jenie,

Based on the comments received, the evaluation returned, and the recommendation of the Associate Editor, I am pleased to inform you that your paper has been accepted for publication in the Journal of Medical Devices. The detailed comments of the reviewers are available for your further consideration. Please log in to the web site to see these comments and make sure your manuscript incorporates all the suggested changes. Finally, please review your manuscript to make sure the manuscript cites archival (journal) papers (and not just conference papers) to the extent possible.

PRODUCTION FILES

To avoid publication delays, please be certain to follow the Author Guidelines for preparing the necessary production files. Click 'Submittal of final documents' in the Guidelines section of the Author Resources page:

<https://www.asme.org/shop/journals/information-for-authors>

COPYRIGHT

Please be certain to follow the Author Guidelines and submit the transfer of copyright form,

mandatory for publication.

COLOR IN PRINT

Color figures will automatically appear in color online and black and white in print.

Please review figures so that all necessary information is conveyed in black and white.

If you agree to pay color publication charges (see 'Publication Charges' on the Author Resources page) your figures will appear in color in the print version of the journal.

You will have the opportunity to make this choice during the submission process of your production files.

PUBLICATION CHARGES

There are no publication charges for papers under 12 typeset pages or technical briefs.

If your typeset paper is over 12 pages, a mandatory page charge of \$200/page will be assessed.

If circumstances dictate, a request to waive the charges can be sent to the Journal Editor for review.

Follow Us on Twitter: <https://twitter.com/ASMEJournals>.

The next step after acceptance is for you to submit the production files of your final paper for approval. After approval, your paper will enter into production., Based on the comments received, the evaluation returned, and the recommendation of the Associate Editor, I am pleased to inform you that your paper has been accepted for publication in the Journal of Medical Devices. The detailed comments of the reviewers are available for your further consideration. Please log in to the web site to see these comments and make sure your manuscript incorporates all the suggested changes. Finally, please review your manuscript to make sure the manuscript cites archival (journal) papers (and not just conference papers) to the extent possible.

PRODUCTION FILES

To avoid publication delays, please be certain to follow the Author Guidelines for preparing the necessary production files. Click 'Submittal of final documents' in the Guidelines section of the Author Resources page:

<https://www.asme.org/shop/journals/information-for-authors>

COPYRIGHT

Please be certain to follow the Author Guidelines and submit the transfer of copyright form,

mandatory for publication.

COLOR IN PRINT

Color figures will automatically appear in color online and black and white in print.
Please review figures so that all necessary information is conveyed in black and white.
If you agree to pay color publication charges (see 'Publication Charges' on the
Author Resources page) your figures will appear in color in the print version of the journal.
You will have the opportunity to make this choice during the submission process of your production files.

PUBLICATION CHARGES

There are no publication charges for papers under 12 typeset pages or technical briefs.
If your typeset paper is over 12 pages, a mandatory page charge of \$200/page will be assessed.
If circumstances dictate, a request to waive the charges can be sent to the Journal Editor for review.

Follow Us on Twitter: <https://twitter.com/ASMEJournals>.

The next step after acceptance is for you to submit the production files of your final paper for approval.
After approval, your paper will enter into production.

Sincerely,

William Durfee
Editor, Journal of Medical Devices

Subject: Re: Editor Decision on Paper MED-18-1015 (Research Paper)

From: "Renan P. Jenie" <qwerty.user1983@gmail.com>

Date: 05/05/2019, 14:05

To: Submit-ENAGO <submit@enago.com>

CC: "Renan Prasta Jenie MIC / IT Dir Binus Indonesia" <qwerty_user1983@yahoo.com>, "Renan P. Jenie" <qwerty_User1983@outlook.com>, "Renan Prasta Jenie MIC / IT Dir Binus Indonesia" <qwerty.user1983@gmail.com>

Dear ms Beth,

These are our final manuscript to be sent to the Journal of Medical Devices.

I am sorry for the late submission.

Thanks for Your and Your Team help.

Dr. Renan Prasta Jenie, S.T.P., M.T.

Researcher

Department of Physics

Bogor Agricultural University

+62 811 1061 948 / 9

qwerty_user1983@outlook.com / qwerty.user1983@gmail.com

On Fri, Apr 5, 2019 at 9:58 PM Submit-ENAGO <submit@enago.com> wrote:

Hello,

Thank you for the below email, I would like to congratulate for the acceptance of your paper.

We can check your final manuscript before publication.

Regards,

Beth Taylor

Re: Editor Decision on Paper MED-18-1015 (Research Paper)

From: Renan P. Jenie [mailto:qwerty.user1983@gmail.com]

Sent: Friday, April 05, 2019 6:22 PM

To: Submit-ENAGO; Renan Prasta Jenie MIC / IT Dir Binus Indonesia; Renan P. Jenie; Renan Prasta Jenie MIC / IT Dir Binus Indonesia

Subject: Fwd: Editor Decision on Paper MED-18-1015 (Research Paper)

Dear ms Beth Taylor and Editorial Team,

We would like to inform You that the manuscript that has been reworked by Enago (attached), **BOAGUW-55_MI-2**, has been **accepted for publication**.

Thanks for Your help, and I hope we could always be in touch. :)

Note.

btw, is our contract also include editorial service for the final manuscript for publication?

Best regards,

Dr. Renan Prasta Jenie, S.T.P., M.T.

Researcher

Department of Physics

Bogor Agricultural University

+62 811 1061 948 / 9

qwerty_user1983@outlook.com / qwerty.user1983@gmail.com

----- Forwarded message -----

From: <journalTool@asme.org>

Date: Thu, Apr 4, 2019 at 10:00 PM

Subject: Editor Decision on Paper MED-18-1015 (Research Paper)

To: <qwerty.user1983@gmail.com>

Cc: <wkdurfee@umn.edu>, <cgr@austin.utexas.edu>, <rampi002@umn.edu>

Dear Mr. Renan Prasta Jenie,

Based on the comments received, the evaluation returned, and the recommendation of the Associate Editor, I am pleased to inform you that your paper has been accepted for publication in the Journal of Medical Devices. The detailed comments of the reviewers are available for your further consideration. Please log in to the web site to see these comments and make sure your manuscript incorporates all the suggested changes. Finally, please review your manuscript to make sure the manuscript cites archival (journal) papers (and not just conference papers) to the extent possible.

PRODUCTION FILES

To avoid publication delays, please be certain to follow the Author Guidelines for preparing the necessary production files. Click 'Submittal of final documents' in the Guidelines section of the Author Resources page:

<https://www.asme.org/shop/journals/information-for-authors>

COPYRIGHT

Please be certain to follow the Author Guidelines and submit the transfer of copyright form,
mandatory for publication.

COLOR IN PRINT

Color figures will automatically appear in color online and black and white in print. Please review figures so that all necessary information is conveyed in black and white. If you agree to pay color publication charges (see 'Publication Charges' on the Author Resources page) your figures will appear in color in the print version of the journal.

You will have the opportunity to make this choice during the submission process of your production files.

PUBLICATION CHARGES

There are no publication charges for papers under 12 typeset pages or technical briefs. If your typeset paper is over 12 pages, a mandatory page charge of \$200/page will be assessed.

If circumstances dictate, a request to waive the charges can be sent to the Journal Editor for review.

Follow Us on Twitter: <https://twitter.com/ASMEJournals>.

The next step after acceptance is for you to submit the production files of your final paper for approval. After approval, your paper will enter into production., Based on the

comments received, the evaluation returned, and the recommendation of the Associate Editor, I am pleased to inform you that your paper has been accepted for publication in the Journal of Medical Devices. The detailed comments of the reviewers are available for your further consideration. Please log in to the web site to see these comments and make sure your manuscript incorporates all the suggested changes. Finally, please review your manuscript to make sure the manuscript cites archival (journal) papers (and not just conference papers) to the extent possible.

PRODUCTION FILES

To avoid publication delays, please be certain to follow the Author Guidelines for preparing the necessary production files. Click 'Submittal of final documents' in the Guidelines section of the Author Resources page:

<https://www.asme.org/shop/journals/information-for-authors>

COPYRIGHT

Please be certain to follow the Author Guidelines and submit the transfer of copyright form,
mandatory for publication.

COLOR IN PRINT

Color figures will automatically appear in color online and black and white in print. Please review figures so that all necessary information is conveyed in black and white. If you agree to pay color publication charges (see 'Publication Charges' on the Author Resources page) your figures will appear in color in the print version of the journal.

You will have the opportunity to make this choice during the submission process of your production files.

PUBLICATION CHARGES

There are no publication charges for papers under 12 typeset pages or technical briefs. If your typeset paper is over 12 pages, a mandatory page charge of \$200/page will be assessed.

If circumstances dictate, a request to waive the charges can be sent to the Journal Editor for review.

Follow Us on Twitter: <https://twitter.com/ASMEJournals>.

The next step after acceptance is for you to submit the production files of your final paper for approval. After approval, your paper will enter into production.

Sincerely,

William Durfee
Editor, Journal of Medical Devices

Attachments:

Cover Letter - Journals_Template_Renan v 0.09.02.odt	24.3 kB
Review Response - Journals_Template_Renan v 0.10.01.odt	36.1 kB
Journals_Template_Renan v 0.10.01.odt	348 kB

Subject: Re: Editor Decision on Paper MED-18-1015 (Research Paper)

From: "Renan P. Jenie" <qwerty.user1983@gmail.com>

Date: 06/05/2019, 21:13

To: Submit-ENAGO <submit@enago.com>, "Renan Prasta Jenie MIC / IT Dir Binus Indonesia" <qwerty.user1983@gmail.com>

CC: "Renan Prasta Jenie MIC / IT Dir Binus Indonesia" <qwerty_user1983@yahoo.com>, "Renan P. Jenie" <qwerty_User1983@outlook.com>

Dear ms Beth Taylor,

Thanks for your email,

As per your previous comments we were updated that your manuscript has been accepted by the journal and hence we wanted to know the significance of the below attach file, whether these need further round of editing?.

While the manuscript has been accepted, the editorial team from Journal of Medical Devices ask for several minute updates in the manuscript (details in response review), so we send the updated manuscript to You to make sure whether the updates were already lingually appropriate.

Best regards,

Dr. Renan Prasta Jenie, S.T.P., M.T.

Researcher

Department of Physics

Bogor Agricultural University

+62 811 1061 948 / 9

qwerty_user1983@outlook.com / qwerty.user1983@gmail.com

On Mon, May 6, 2019 at 4:17 PM Submit-ENAGO <submit@enago.com> wrote:

Hello Dr. Renan,

Thanks for your update.

As per your previous comments we were updated that your manuscript has been accepted by the journal and

hence we wanted to know the significance of the below attach file, whether these need further round of editing?.

Based on your comments we will guide you with the further steps.

Regards,

Beth Taylor

From: Renan P. Jenie [mailto:qwerty.user1983@gmail.com]

Sent: Sunday, May 05, 2019 12:35 PM

To: Submit-ENAGO

Cc: Renan Prasta Jenie MIC / IT Dir Binus Indonesia; Renan P. Jenie; Renan Prasta Jenie MIC / IT Dir Binus Indonesia

Subject: Re: Editor Decision on Paper MED-18-1015 (Research Paper)

Dear ms Beth,

These are our final manuscript to be sent to the Journal of Medical Devices.

I am sorry for the late submission.

Thanks for Your and Your Team help.

Dr. Renan Prasta Jenie, S.T.P., M.T.

Researcher

Department of Physics

Bogor Agricultural University

+62 811 1061 948 / 9

qwerty_user1983@outlook.com / qwerty.user1983@gmail.com

On Fri, Apr 5, 2019 at 9:58 PM Submit-ENAGO <submit@enago.com> wrote:

Hello,

Thank you for the below email, I would like to congratulate for the acceptance of your paper.

We can check your final manuscript before publication.

Regards,

Beth Taylor

From: Renan P. Jenie [mailto:qwerty.user1983@gmail.com]

Sent: Friday, April 05, 2019 6:22 PM

To: Submit-ENAGO; Renan Prasta Jenie MIC / IT Dir Binus Indonesia; Renan P. Jenie; Renan Prasta Jenie MIC / IT Dir Binus Indonesia

Subject: Fwd: Editor Decision on Paper MED-18-1015 (Research Paper)

Dear ms Beth Taylor and Editorial Team,

We would like to inform You that the manuscript that has been reworked by Enago (attached), **BOAGUW-55_MI-2**, has been **accepted for publication**.

Thanks for Your help, and I hope we could always be in touch. :)

Note.

btw, is our contract also include editorial service for the final manuscript for publication?

Best regards,

Dr. Renan Prasta Jenie, S.T.P., M.T.

Researcher

Department of Physics

Bogor Agricultural University

+62 811 1061 948 / 9

qwerty_user1983@outlook.com / qwerty.user1983@gmail.com

----- Forwarded message -----

From: <journalTool@asme.org>

Date: Thu, Apr 4, 2019 at 10:00 PM

Subject: Editor Decision on Paper MED-18-1015 (Research Paper)

To: <qwerty.user1983@gmail.com>

Cc: <wkdurfee@umn.edu>, <cgr@austin.utexas.edu>, <rampi002@umn.edu>

Dear Mr. Renan Prasta Jenie,

Based on the comments received, the evaluation returned, and the recommendation of the Associate Editor, I am pleased to inform you that your paper has been accepted for publication in the Journal of Medical Devices. The detailed comments of the reviewers are available for your further consideration. Please log in to the web site to see these comments and make sure your manuscript incorporates all the suggested changes. Finally, please review your manuscript to make sure the manuscript cites archival (journal) papers (and not just conference papers) to the extent possible.

PRODUCTION FILES

To avoid publication delays, please be certain to follow the Author Guidelines for preparing the necessary production files. Click 'Submittal of final documents' in the Guidelines section of the Author Resources page:

<https://www.asme.org/shop/journals/information-for-authors>

COPYRIGHT

Please be certain to follow the Author Guidelines and submit the transfer of copyright form,
mandatory for publication.

COLOR IN PRINT

Color figures will automatically appear in color online and black and white in print. Please review figures so that all necessary information is conveyed in black and white. If you agree to pay color publication charges (see 'Publication Charges' on the Author Resources page) your figures will appear in color in the print version of the journal.

You will have the opportunity to make this choice during the submission process of your production files.

PUBLICATION CHARGES

There are no publication charges for papers under 12 typeset pages or technical briefs.

If your typeset paper is over 12 pages, a mandatory page charge of \$200/page will be assessed.

If circumstances dictate, a request to waive the charges can be sent to the Journal Editor for review.

Follow Us on Twitter: <https://twitter.com/ASMEJournals>.

The next step after acceptance is for you to submit the production files of your final paper for approval. After approval, your paper will enter into production., Based on the comments received, the evaluation returned, and the recommendation of the Associate Editor, I am pleased to inform you that your paper has been accepted for publication in the Journal of Medical Devices. The detailed comments of the reviewers are available for your further consideration. Please log in to the web site to see these comments and make sure your manuscript incorporates all the suggested changes. Finally, please review your manuscript to make sure the manuscript cites archival (journal) papers (and not just conference papers) to the extent possible.

PRODUCTION FILES

To avoid publication delays, please be certain to follow the Author Guidelines for preparing the necessary production files. Click 'Submittal of final documents' in the Guidelines section of the Author Resources page:

<https://www.asme.org/shop/journals/information-for-authors>

COPYRIGHT

Please be certain to follow the Author Guidelines and submit the transfer of copyright form,
mandatory for publication.

COLOR IN PRINT

Color figures will automatically appear in color online and black and white in print. Please review figures so that all necessary information is conveyed in black and white. If you agree to pay color publication charges (see 'Publication Charges' on the Author Resources page) your figures will appear in color in the print version of the journal.

You will have the opportunity to make this choice during the submission process of

your production files.

PUBLICATION CHARGES

There are no publication charges for papers under 12 typeset pages or technical briefs.

If your typeset paper is over 12 pages, a mandatory page charge of \$200/page will be assessed.

If circumstances dictate, a request to waive the charges can be sent to the Journal Editor for review.

Follow Us on Twitter: <https://twitter.com/ASMEJournals>.

The next step after acceptance is for you to submit the production files of your final paper for approval. After approval, your paper will enter into production.

Sincerely,

William Durfee
Editor, Journal of Medical Devices

----- Forwarded message -----

From: "Renan P. Jenie" <qwerty.user1983@gmail.com>

To: Submit-ENAGO <submit@enago.com>, "Renan Prasta Jenie MIC / IT Dir Binus Indonesia" <qwerty_user1983@yahoo.com>, "Renan P. Jenie"

<qwerty_User1983@outlook.com>, "Renan Prasta Jenie MIC / IT Dir Binus Indonesia" <qwerty.user1983@gmail.com>

Cc:

Bcc:

Date: Fri, 5 Apr 2019 18:21:44 +0530

Subject: Fwd: Editor Decision on Paper MED-18-1015 (Research Paper)

Dear ms Beth Taylor and Editorial Team,

We would like to inform You that the manuscript that has been reworked by Enago (attached), **BOAGUW-55_MI-2**, has been **accepted for publication**.

Thanks for Your help, and I hope we could always be in touch. :)

Note.

btw, is our contract also include editorial service for the final manuscript for publication?

Best regards,

Dr. Renan Prasta Jenie, S.T.P., M.T.

Researcher

Department of Physics

Bogor Agricultural University

+62 811 1061 948 / 9

qwerty_user1983@outlook.com / qwerty.user1983@gmail.com

----- Forwarded message -----

From: <journalTool@asme.org>

Date: Thu, Apr 4, 2019 at 10:00 PM

Subject: Editor Decision on Paper MED-18-1015 (Research Paper)

To: <qwerty.user1983@gmail.com>

Cc: <wkdurfee@umn.edu>, <cgr@austin.utexas.edu>, <rampi002@umn.edu>

Dear Mr. Renan Prasta Jenie,

Based on the comments received, the evaluation returned, and the recommendation of the Associate Editor, I am pleased to inform you that your paper has been accepted for publication in the Journal of Medical Devices. The detailed comments of the reviewers are available for your further consideration. Please log in to the web site to see these comments and make sure your manuscript incorporates all the suggested changes. Finally, please review your manuscript to make sure the manuscript cites archival (journal) papers (and not just conference papers) to the extent possible.

PRODUCTION FILES

To avoid publication delays, please be certain to follow the Author Guidelines for preparing the necessary production files. Click 'Submittal of final documents' in the Guidelines section of the Author Resources page:

<https://www.asme.org/shop/journals/information-for-authors>

COPYRIGHT

Please be certain to follow the Author Guidelines and submit the transfer of copyright form,
mandatory for publication.

COLOR IN PRINT

Color figures will automatically appear in color online and black and white in print. Please review figures so that all necessary information is conveyed in black and white. If you agree to pay color publication charges (see 'Publication Charges' on the

Author Resources page) your figures will appear in color in the print version of the journal.

You will have the opportunity to make this choice during the submission process of your production files.

PUBLICATION CHARGES

There are no publication charges for papers under 12 typeset pages or technical briefs. If your typeset paper is over 12 pages, a mandatory page charge of \$200/page will be assessed.

If circumstances dictate, a request to waive the charges can be sent to the Journal Editor for review.

Follow Us on Twitter: <https://twitter.com/ASMEJournals>.

The next step after acceptance is for you to submit the production files of your final paper for approval. After approval, your paper will enter into production. Based on the comments received, the evaluation returned, and the recommendation of the Associate Editor, I am pleased to inform you that your paper has been accepted for publication in the Journal of Medical Devices. The detailed comments of the reviewers are available for your further consideration. Please log in to the web site to see these comments and make sure your manuscript incorporates all the suggested changes. Finally, please review your manuscript to make sure the manuscript cites archival (journal) papers (and not just conference papers) to the extent possible.

PRODUCTION FILES

To avoid publication delays, please be certain to follow the Author Guidelines for preparing the necessary production files. Click 'Submittal of final documents' in the Guidelines section of the Author Resources page:

<https://www.asme.org/shop/journals/information-for-authors>

COPYRIGHT

Please be certain to follow the Author Guidelines and submit the transfer of copyright form,
mandatory for publication.

COLOR IN PRINT

Color figures will automatically appear in color online and black and white in print. Please review figures so that all necessary information is conveyed in black and white. If you agree to pay color publication charges (see 'Publication Charges' on the Author Resources page) your figures will appear in color in the print version of the journal.

You will have the opportunity to make this choice during the submission process of your production files.

PUBLICATION CHARGES

There are no publication charges for papers under 12 typeset pages or technical briefs.

If your typeset paper is over 12 pages, a mandatory page charge of \$200/page will be assessed.

If circumstances dictate, a request to waive the charges can be sent to the Journal Editor for review.

Follow Us on Twitter: <https://twitter.com/ASMEJournals>.

The next step after acceptance is for you to submit the production files of your final paper for approval. After approval, your paper will enter into production.

Sincerely,

William Durfee
Editor, Journal of Medical Devices

Subject: RE: Editor Decision on Paper MED-18-1015 (Research Paper)

From: "Submit-ENAGO" <submit@enago.com>

Date: 06/05/2019, 16:15

To: ""Renan P. Jenie"" <qwerty.user1983@gmail.com>

CC: ""Renan Prasta Jenie MIC / IT Dir Binus Indonesia"" <qwerty_user1983@yahoo.com>, ""Renan P. Jenie"" <qwerty_User1983@outlook.com>, <submit@enago.com>

Hello Dr. Renan,

Thanks for your update.

As per your previous comments we were updated that your manuscript has been accepted by the journal and hence we wanted to know the significance of the below attach file, whether these need further round of editing?.

Based on your comments we will guide you with the further steps.

Regards,
Beth Taylor

From: Renan P. Jenie [mailto:qwerty.user1983@gmail.com]

Sent: Sunday, May 05, 2019 12:35 PM

To: Submit-ENAGO

Cc: Renan Prasta Jenie MIC / IT Dir Binus Indonesia; Renan P. Jenie; Renan Prasta Jenie MIC / IT Dir Binus Indonesia

Subject: Re: Editor Decision on Paper MED-18-1015 (Research Paper)

Dear ms Beth,

These are our final manuscript to be sent to the Journal of Medical Devices.

I am sorry for the late submission.

Thanks for Your and Your Team help.

Dr. Renan Prasta Jenie, S.T.P., M.T.

Researcher

Department of Physics

Bogor Agricultural University

+62 811 1061 948 / 9

qwerty_user1983@outlook.com / qwerty.user1983@gmail.com

On Fri, Apr 5, 2019 at 9:58 PM Submit-ENAGO <submit@enago.com> wrote:

Hello,

Thank you for the below email, I would like to congratulate for the acceptance of your paper.

We can check your final manuscript before publication.

Regards,
Beth Taylor

From: Renan P. Jenie [mailto:qwerty.user1983@gmail.com]

Sent: Friday, April 05, 2019 6:22 PM

To: Submit-ENAGO; Renan Prasta Jenie MIC / IT Dir Binus Indonesia; Renan P. Jenie; Renan Prasta Jenie MIC / IT Dir Binus Indonesia

Subject: Fwd: Editor Decision on Paper MED-18-1015 (Research Paper)

Dear ms Beth Taylor and Editorial Team,

We would like to inform You that the manuscript that has been reworked by Enago (attached), **BOAGUW-55_MI-2**, has been **accepted for publication**.

Thanks for Your help, and I hope we could always be in touch. :)

Note.

btw, is our contract also include editorial service for the final manuscript for publication?

Best regards,

Dr. Renan Prasta Jenie, S.T.P., M.T.

Researcher

Department of Physics

Bogor Agricultural University

+62 811 1061 948 / 9

qwerty_user1983@outlook.com / qwerty.user1983@gmail.com

----- Forwarded message -----

From: <journalTool@asme.org>

Date: Thu, Apr 4, 2019 at 10:00 PM

Subject: Editor Decision on Paper MED-18-1015 (Research Paper)

To: <qwerty.user1983@gmail.com>

Cc: <wkdurfee@umn.edu>, <cgr@austin.utexas.edu>, <rampi002@umn.edu>

Dear Mr. Renan Prasta Jenie,

Based on the comments received, the evaluation returned, and the recommendation of the Associate Editor, I am pleased to inform you that your paper has been accepted for publication in the Journal of Medical Devices. The detailed comments of the reviewers are available for your further consideration. Please log in to the web site to see these comments and make sure your manuscript incorporates all the suggested changes. Finally, please review your manuscript to make sure the manuscript cites archival

(journal) papers (and not just conference papers) to the extent possible.

PRODUCTION FILES

To avoid publication delays, please be certain to follow the Author Guidelines for preparing the necessary production files. Click 'Submittal of final documents' in the Guidelines section of the Author Resources page:

<https://www.asme.org/shop/journals/information-for-authors>

COPYRIGHT

Please be certain to follow the Author Guidelines and submit the transfer of copyright form,
mandatory for publication.

COLOR IN PRINT

Color figures will automatically appear in color online and black and white in print.

Please review figures so that all necessary information is conveyed in black and white.

If you agree to pay color publication charges (see 'Publication Charges' on the Author Resources page) your figures will appear in color in the print version of the journal.

You will have the opportunity to make this choice during the submission process of your production files.

PUBLICATION CHARGES

There are no publication charges for papers under 12 typeset pages or technical briefs.

If your typeset paper is over 12 pages, a mandatory page charge of \$200/page will be assessed.

If circumstances dictate, a request to waive the charges can be sent to the Journal Editor for review.

Follow Us on Twitter: <https://twitter.com/ASMEJournals>.

The next step after acceptance is for you to submit the production files of your final paper for approval. After approval, your paper will enter into production., Based on the comments received, the evaluation returned, and the recommendation of the Associate Editor, I am pleased to inform you that your paper has been accepted for publication in the Journal of Medical Devices. The detailed comments of the reviewers are available for your further consideration. Please log in to the web site to see these comments and make sure your manuscript incorporates all the suggested changes. Finally, please review your manuscript to make sure the manuscript cites archival (journal) papers (and not just conference papers) to the extent possible.

PRODUCTION FILES

To avoid publication delays, please be certain to follow the Author Guidelines for preparing the necessary production files. Click 'Submittal of final documents' in the Guidelines section of the Author Resources page:

<https://www.asme.org/shop/journals/information-for-authors>

COPYRIGHT

Please be certain to follow the Author Guidelines and submit the transfer of copyright form,
mandatory for publication.

COLOR IN PRINT

Color figures will automatically appear in color online and black and white in print.

Please review figures so that all necessary information is conveyed in black and white.

If you agree to pay color publication charges (see 'Publication Charges' on the Author Resources page) your figures will appear in color in the print version of the journal.

You will have the opportunity to make this choice during the submission process of your production files.

PUBLICATION CHARGES

There are no publication charges for papers under 12 typeset pages or technical briefs.
If your typeset paper is over 12 pages, a mandatory page charge of \$200/page will be assessed.
If circumstances dictate, a request to waive the charges can be sent to the Journal Editor for review.

Follow Us on Twitter: <https://twitter.com/ASMEJournals>.

The next step after acceptance is for you to submit the production files of your final paper for approval.
After approval, your paper will enter into production.

Sincerely,

William Durfee
Editor, Journal of Medical Devices

— ForwardedMessage.eml —

Subject: Fwd: Editor Decision on Paper MED-18-1015 (Research Paper)

From: "Renan P. Jenie" <qwerty.user1983@gmail.com>

Date: 05/04/2019, 19:51

To: "Submit-ENAGO" <submit@enago.com>, "Renan Prasta Jenie MIC / IT Dir Binus Indonesia" <qwerty_user1983@yahoo.com>, "Renan P. Jenie" <qwerty_User1983@outlook.com>, "Renan Prasta Jenie MIC / IT Dir Binus Indonesia" <qwerty.user1983@gmail.com>

Dear ms Beth Taylor and Editorial Team,

We would like to inform You that the manuscript that has been reworked by Enago (attached), **BOAGUW-55_MI-2**, has been **accepted for publication**.

Thanks for Your help, and I hope we could always be in touch. :)

Note.

btw, is our contract also include editorial service for the final manuscript for publication?

Best regards,

Dr. Renan Prasta Jenie, S.T.P., M.T.

Researcher

Department of Physics

Bogor Agricultural University

+62 811 1061 948 / 9

qwerty_user1983@outlook.com / qwerty.user1983@gmail.com

----- Forwarded message -----

From: <journalTool@asme.org>

Date: Thu, Apr 4, 2019 at 10:00 PM

Subject: Editor Decision on Paper MED-18-1015 (Research Paper)

To: <qwerty.user1983@gmail.com>

Cc: <wkdurfee@umn.edu>, <cgr@austin.utexas.edu>, <rampi002@umn.edu>

Dear Mr. Renan Prasta Jenie,

Based on the comments received, the evaluation returned, and the recommendation of the Associate Editor, I am pleased to inform you that your paper has been accepted for publication in the Journal of Medical Devices. The detailed comments of the reviewers are available for your further consideration. Please log in to the web site to see these comments and make sure your manuscript incorporates all the suggested changes. Finally, please review your manuscript to make sure the manuscript cites archival (journal) papers (and not just conference papers) to the extent possible.

PRODUCTION FILES

To avoid publication delays, please be certain to follow the Author Guidelines for preparing the necessary production files. Click 'Submittal of final documents' in the Guidelines section of the Author Resources page:

<https://www.asme.org/shop/journals/information-for-authors>

COPYRIGHT

Please be certain to follow the Author Guidelines and submit the transfer of copyright form,
mandatory for publication.

COLOR IN PRINT

Color figures will automatically appear in color online and black and white in print. Please review figures so that all necessary information is conveyed in black and white. If you agree to pay color publication charges (see 'Publication Charges' on the Author Resources page) your figures will appear in color in the print version of the journal. You will have the opportunity to make this choice during the submission process of your production files.

PUBLICATION CHARGES

There are no publication charges for papers under 12 typeset pages or technical briefs. If your typeset paper is over 12 pages, a mandatory page charge of \$200/page will be assessed.

If circumstances dictate, a request to waive the charges can be sent to the Journal Editor

Follow Us on Twitter: <https://twitter.com/ASMEJournals>.

The next step after acceptance is for you to submit the production files of your final paper for approval. After approval, your paper will enter into production., Based on the comments received, the evaluation returned, and the recommendation of the Associate Editor, I am pleased to inform you that your paper has been accepted for publication in the Journal of Medical Devices. The detailed comments of the reviewers are available for your further consideration. Please log in to the web site to see these comments and make sure your manuscript incorporates all the suggested changes. Finally, please review your manuscript to make sure the manuscript cites archival (journal) papers (and not just conference papers) to the extent possible.

PRODUCTION FILES

To avoid publication delays, please be certain to follow the Author Guidelines for preparing the necessary production files. Click 'Submittal of final documents' in the Guidelines section of the Author Resources page:

<https://www.asme.org/shop/journals/information-for-authors>

COPYRIGHT

Please be certain to follow the Author Guidelines and submit the transfer of copyright form,
mandatory for publication.

COLOR IN PRINT

Color figures will automatically appear in color online and black and white in print. Please review figures so that all necessary information is conveyed in black and white. If you agree to pay color publication charges (see 'Publication Charges' on the Author Resources page) your figures will appear in color in the print version of the journal. You will have the opportunity to make this choice during the submission process of your production files.

PUBLICATION CHARGES

There are no publication charges for papers under 12 typeset pages or technical briefs. If your typeset paper is over 12 pages, a mandatory page charge of \$200/page will be assessed.

If circumstances dictate, a request to waive the charges can be sent to the Journal Editor for review.

Follow Us on Twitter: <https://twitter.com/ASMEJournals>.

The next step after acceptance is for you to submit the production files of your final paper for approval. After approval, your paper will enter into production.

Sincerely,

William Durfee
 Editor, Journal of Medical Devices

— Acceptance for Publication.png —

Journal Tool: Author - Chromium

https://journaltool.asme.org/Authors/Author/Paper/111727/History

ASME Journal Tool: Author Papers Links Help Feedback

Go to ASME.ORG Home > Renan Prasta Jenie

MED-18-1015 - Non-Invasive Optical Blood Glucose Measurement based on Discrete Fourier Transform and Fast Artificial Neural Network: Fasting Normal Glucose Participants Case Study ver 3

Status Details Reviews Files Authors [Submit Final](#)

Paper Status and Dates Completed All

Event	Completed	Version	Notes	Date
Accepted for Publication	✓	3		Apr 4, 2019
Editor Decision	✓	3	Accept As Is	Apr 4, 2019
AE Recommendation	✓	3	Accept As Is	Mar 26, 2019
Revision Review Completed	✓	3		Feb 26, 2019
Revised Paper Submitted	✓	3		Jan 31, 2019

Home Contact Feedback Browser Message Terms of Use Privacy Statement Community Rules © 1996-2019 The American Society of Mechanical Engineers

— Attachments: —

Editor Decision on Paper MED-18-1015 (Research Paper).eml	12.3 MB
Review 4.pdf	80.4 kB
Acceptance for Publication.png	131 kB
AUCOM-MED-18-1015-2.2.pdf	527 kB
DRAFT-MED-18-1015-2.2.pdf	8.0 MB
Review Response - Journals_Template_Renan v 0.09.02.odt	35.0 kB
Journals_Template_Renan v 0.09.02.odt	348 kB

Subject: Confirmation of submittal of Final Manuscript Files for publication, MED-18-1015

From: journals@asme.org

Date: 15/05/2019, 21:20

To: qwerty.user1983@gmail.com

CC: wkdurfee@umn.edu, rampi002@umn.edu

*** This is an auto-generated e-mail. There is no need to reply. ***

Dear Renan Prasta,

Your final paper MED-18-1015, submitted to the Journal of Medical Devices, has been successfully uploaded to the ASME Journals website.

You have submitted the following files to the site:

File Type	File Name
Web Ready	
Print Ready	Journals_Template_Renan v 0.10.02_No_Comment.docx
Graphic	fig.1.a.tif
Graphic	fig.1.b.tif
Graphic	fig.1.c.tif
Graphic	fig.1.d.tif
Graphic	fig.2.eps
Graphic	fig.3.a.monochrome.tif
Graphic	fig.3.b.monochrome.tif
Graphic	fig.4.a.tif
Graphic	fig.4.b.tif
Graphic	fig.5.a.tif
Graphic	fig.5.b.tif

A copyright signed by each author, or their representative, is required prior to publication. Please log into your account and update co-authors and their affiliation as necessary to avoid any production delays.

The PDF Accepted Manuscript version of your paper will be available on the ASME Digital Collection within 72 hours. You will receive email notification when your paper is posted.

Page proofs of the typeset version of your paper will be available within 7 business days.

Should you have any questions, please contact an editor:

"Rupak K. Banerjee" <Rupak.Banerjee@UC.Edu>; "Sathyaprabha Rakkimuthu" <rakkimsa@mail.uc.edu>;

"William Durfee" <wkdurfee@umn.edu>; "Jenny Holden" <rampi002@umn.edu>

Congratulations, and thank you for your cooperation.

*** This is an auto-generated e-mail. There is no need to reply. ***

Subject: Re: Confirmation of submittal of Final Manuscript Files for publication, MED-18-1015
From: "Renan P. Jenie" <qwerty.user1983@gmail.com>
Date: 15/05/2019, 21:38
To: journals@asme.org, Christopher G Rylander <cgr@austin.utexas.edu>
CC: William Durfee <wkdurfee@umn.edu>, rampi002@umn.edu, "Renan P. Jenie" <qwerty_User1983@outlook.com>, "Renan Prasta Jenie MIC / IT Dir Binus Indonesia" <qwerty_user1983@yahoo.com>, "Renan Prasta Jenie MIC / IT Dir Binus Indonesia" <qwerty.user1983@gmail.com>, Submit-ENAGO <submit@enago.com>

Dear Dr Durfee, Dr Rylander,

We have uploaded the final manuscript version of MED-18-1015, but,

We did not find our Funder in the list,

Kementerian Riset dan Teknologi dan Pendidikan Tinggi, Negara Kesatuan Republik Indonesia (National Ministry of Research and Higher Education, Republic of Indonesia),

with the grant number of IPTEK 2015 079/SP2H/LT/DRPM/II/2016.

Please add our funder to this paper information.

We are sorry for the inconvenience.

We are glad to have to work with you, and we are looking forward to working together with your team again.

We also would like to thanks Enago team to help us in preparing this manuscript.

Best regards,

Dr. Renan Prasta Jenie, S.T.P., M.T.

Researcher

Department of Physics

Bogor Agricultural University

+62 811 1061 948 / 9

qwerty_user1983@outlook.com / qwerty.user1983@gmail.com

*** This is an auto-generated e-mail. There is no need to reply. ***

Dear Renan Prasta,

Your final paper MED-18-1015, submitted to the Journal of Medical Devices, has been successfully uploaded to the ASME Journals website.

You have submitted the following files to the site:

File Type	File Name

Web Ready	
Print Ready	Journals_Template_Renan v 0.10.02_No_Comment.docx
Graphic	fig.1.a.tif
Graphic	fig.1.b.tif
Graphic	fig.1.c.tif
Graphic	fig.1.d.tif
Graphic	fig.2.eps
Graphic	fig.3.a.monochrome.tif
Graphic	fig.3.b.monochrome.tif
Graphic	fig.4.a.tif
Graphic	fig.4.b.tif
Graphic	fig.5.a.tif
Graphic	fig.5.b.tif

A copyright signed by each author, or their representative, is required prior to publication. Please log into your account and update co-authors and their affiliation as necessary to avoid any production delays.

The PDF Accepted Manuscript version of your paper will be available on the ASME Digital Collection within 72 hours. You will receive email notification when your paper is posted.

Page proofs of the typeset version of your paper will be available within 7 business days.

Should you have any questions, please contact an editor:

"Rupak K. Banerjee" <Rupak.Banerjee@UC.Edu>; "Sathyaprabha Rakkimuthu" <rakkimsa@mail.uc.edu>; "William Durfee" <wkdurfee@umn.edu>; "Jenny Holden" <rampi002@umn.edu>

Congratulations, and thank you for your cooperation.

*** This is an auto-generated e-mail. There is no need to reply. ***

Subject: Editor Disapproval on Paper MED-18-1015 (Research Paper)

From: journalTool@asme.org

Date: 16/05/2019, 20:23

To: qwerty.user1983@gmail.com

CC: wkdurfee@umn.edu, rampi002@umn.edu

Dear Mr. Renan Prasta Jenie,

I have reviewed the final manuscript files you submitted for MED-18-1015 (Research Paper). At this time I am unable to assign this document into production for the following reason(s):

- 1) Please add the paper title to the PDF and word doc
- 2) Please remove the figure images from the word doc
- 3) As per style, et al. is not allowed in reference list within the word doc or PDF file. Please provide a complete list of authors for references #1, 49, 52 and 53

Please make the necessary corrections and resubmit to the journals submission site. Upon receipt, I will then approve the paper for publication.

Sincerely,

William Durfee
Editor, Journal of Medical Devices

Subject: Re: Confirmation of submittal of Final Manuscript Files for publication, MED-18-1015

From: William Durfee <wkdurfee@umn.edu>

Date: 16/05/2019, 10:47

To: "Renan P. Jenie" <qwerty.user1983@gmail.com>

CC: "rampi002@umn.edu" <rampi002@umn.edu>

Jenny,

Would you be able to help with this?

William Durfee

Professor and Director of Design Education

Department of Mechanical Engineering

University of Minnesota

111 Church St SE, Minneapolis, MN 55455

612-625-0099

wkdurfee@umn.edu

On Wed, May 15, 2019 at 9:38 AM Renan P. Jenie <qwerty.user1983@gmail.com> wrote:

Dear Dr Durfee, Dr Rylander,

We have uploaded the final manuscript version of MED-18-1015, but,

We did not find our Funder in the list,

Kementerian Riset dan Teknologi dan Pendidikan Tinggi, Negara Kesatuan Republik Indonesia (National Ministry of Research and Higher Education, Republic of Indonesia),

with the grant number of IPTEK 2015 079/SP2H/LT/DRPM/II/2016.

Please add our funder to this paper information.

We are sorry for the inconvenience.

We are glad to have to work with you, and we are looking forward to working together with your team again.

We also would like to thanks Enago team to help us in preparing this manuscript.

Best regards,

Dr. Renan Prasta Jenie, S.T.P., M.T.

Researcher

Department of Physics

Bogor Agricultural University

+62 811 1061 948 / 9

qwerty_user1983@outlook.com / qwerty.user1983@gmail.com

On Wed, May 15, 2019 at 9:20 PM <journals@asme.org> wrote:

*** This is an auto-generated e-mail. There is no need to reply. ***

Dear Renan Prasta,

Your final paper MED-18-1015, submitted to the Journal of Medical Devices, has been successfully uploaded to the ASME Journals website.

You have submitted the following files to the site:

File Type	File Name
Web Ready	
Print Ready	Journals_Template_Renan v 0.10.02_No_Comment.docx
Graphic	fig.1.a.tif
Graphic	fig.1.b.tif
Graphic	fig.1.c.tif
Graphic	fig.1.d.tif
Graphic	fig.2.eps
Graphic	fig.3.a.monochrome.tif
Graphic	fig.3.b.monochrome.tif
Graphic	fig.4.a.tif
Graphic	fig.4.b.tif
Graphic	fig.5.a.tif
Graphic	fig.5.b.tif

A copyright signed by each author, or their representative, is required prior to publication. Please log into your account and update co-authors and their affiliation as necessary to avoid any production delays.

The PDF Accepted Manuscript version of your paper will be available on the ASME Digital Collection within 72 hours. You will receive email notification when your paper is posted.

Page proofs of the typeset version of your paper will be available within 7 business days.

Should you have any questions, please contact an editor:

"Rupak K. Banerjee" <Rupak.Banerjee@UC.Edu>; "Sathyaprabha Rakkimuthu" <rakkimsa@mail.uc.edu>; "William Durfee" <wkdurfee@umn.edu>; "Jenny Holden" <rampi002@umn.edu>

Congratulations, and thank you for your cooperation.

*** This is an auto-generated e-mail. There is no need to reply. ***

Subject: Re: Confirmation of submittal of Final Manuscript Files for publication, MED-18-1015

From: Jenny Holden <rampi002@umn.edu>

Date: 17/05/2019, 01:58

To: William Durfee <wkdurfee@umn.edu>, "Renan P. Jenie" <qwerty.user1983@gmail.com>

Hello-

The funding source has been added to the paper.

-Jenny

(~`..*..`~`..*..`~`..*..`~`..*..`~`..*)
Jenny Holden, Administrative Associate 2 Supervisor
612-626-2547
Earl E. Bakken Medical Devices Center
Design of Medical Devices Conference
Editorial Assistant, ASME Journal of Medical Devices

William Durfee wrote:

Jenny,

Would you be able to help with this?

William Durfee
Professor and Director of Design Education
Department of Mechanical Engineering
University of Minnesota
111 Church St SE, Minneapolis, MN 55455
612-625-0099
wkdurfee@umn.edu

On Wed, May 15, 2019 at 9:38 AM Renan P. Jenie <qwerty.user1983@gmail.com> wrote:

Dear Dr Durfee, Dr Rylander,

We have uploaded the final manuscript version of MED-18-1015, but,

We did not find our Funder in the list,

Kementerian Riset dan Teknologi dan Pendidikan Tinggi, Negara Kesatuan Republik Indonesia (National Ministry of Research and Higher Education, Republic of Indonesia),

with the grant number of IPTEK 2015 079/SP2H/LT/DRPM/II/2016.

Please add our funder to this paper information.

We are sorry for the inconvenience.

We are glad to have to work with you, and we are looking forward to working together with your team again.

We also would like to thanks Enago team to help us in preparing this manuscript.

Best regards,

Dr. Renan Prasta Jenie, S.T.P., M.T.

Researcher

Department of Physics

Bogor Agricultural University

+62 811 1061 948 / 9

qwerty_user1983@outlook.com / qwerty.user1983@gmail.com

On Wed, May 15, 2019 at 9:20 PM <journals@asme.org> wrote:

*** This is an auto-generated e-mail. There is no need to reply. ***

Dear Renan Prasta,

Your final paper MED-18-1015, submitted to the Journal of Medical Devices, has been successfully uploaded to the ASME Journals website.

You have submitted the following files to the site:

File Type	File Name
Web Ready	
Print Ready	Journals_Template_Renan v 0.10.02_No_Comment.docx
Graphic	fig.1.a.tif
Graphic	fig.1.b.tif
Graphic	fig.1.c.tif
Graphic	fig.1.d.tif
Graphic	fig.2.eps
Graphic	fig.3.a.monochrome.tif
Graphic	fig.3.b.monochrome.tif
Graphic	fig.4.a.tif
Graphic	fig.4.b.tif
Graphic	fig.5.a.tif

Graphic fig.5.b.tif

A copyright signed by each author, or their representative, is required prior to publication. Please log into your account and update co-authors and their affiliation as necessary to avoid any production delays.

The PDF Accepted Manuscript version of your paper will be available on the ASME Digital Collection within 72 hours. You will receive email notification when your paper is posted.

Page proofs of the typeset version of your paper will be available within 7 business days.

Should you have any questions, please contact an editor:

"Rupak K. Banerjee" <Rupak.Banerjee@UC.Edu>; "Sathyaprabha Rakkimuthu" <rakkimsa@mail.uc.edu>; "William Durfee" <wkdurfee@umn.edu>; "Jenny Holden" <rampi002@umn.edu>

Congratulations, and thank you for your cooperation.

*** This is an auto-generated e-mail. There is no need to reply. ***

Subject: Confirmation of submittal of Final Manuscript Files for publication, MED-18-1015
From: journals@asme.org
Date: 21/05/2019, 14:06
To: qwerty.user1983@gmail.com
CC: wkdurfee@umn.edu, rampi002@umn.edu

*** This is an auto-generated e-mail. There is no need to reply. ***

Dear Renan Prasta,

Your final paper MED-18-1015, submitted to the Journal of Medical Devices, has been successfully uploaded to the ASME Journals website.

You have submitted the following files to the site:

File Type	File Name
Web Ready	
Print Ready	Journals_Template_Renan v 0.10.03_No_Comment.docx
Graphic	fig.1.a.tif
Graphic	fig.1.b.tif
Graphic	fig.1.c.tif
Graphic	fig.1.d.tif
Graphic	fig.2.eps
Graphic	fig.3.a.monochrome.tif
Graphic	fig.3.b.monochrome.tif
Graphic	fig.4.a.tif
Graphic	fig.4.b.tif
Graphic	fig.5.a.tif
Graphic	fig.5.b.tif

A copyright signed by each author, or their representative, is required prior to publication. Please log into your account and update co-authors and their affiliation as necessary to avoid any production delays.

The PDF Accepted Manuscript version of your paper will be available on the ASME Digital Collection within 72 hours. You will receive email notification when your paper is posted.

Page proofs of the typeset version of your paper will be available within 7 business days.

Should you have any questions, please contact an editor:
"Rupak K. Banerjee" <Rupak.Banerjee@UC.Edu>; "Sathyaprabha Rakkimuthu" <rakkimsa@mail.uc.edu>;
"William Durfee" <wkdurfee@umn.edu>; "Jenny Holden" <rampi002@umn.edu>

Congratulations, and thank you for your cooperation.

*** This is an auto-generated e-mail. There is no need to reply. ***

Subject: Re: Editor Disapproval on Paper MED-18-1015 (Research Paper)

From: "Renan P. Jenie" <qwerty.user1983@gmail.com>

Date: 21/05/2019, 14:10

To: William Durfee <wkdurfee@umn.edu>

CC: rampi002@umn.edu, "Renan P. Jenie" <qwerty_User1983@outlook.com>, "Renan Prasta Jenie MIC / IT Dir Binus Indonesia" <qwerty_user1983@yahoo.com>, "Renan Prasta Jenie MIC / IT Dir Binus Indonesia" <qwerty.user1983@gmail.com>

Dear Dr Durfee,

Thanks for the catch.

We are sorry for our mistakes in uploading the manuscript. I really did not realise that the title was missing until your mail came.

I hope this revision satisfies the requirements.

Best regards,

Dr. Renan Prasta Jenie, S.T.P., M.T.

Researcher

Department of Physics

Bogor Agricultural University

+62 811 1061 948 / 9

qwerty_user1983@outlook.com / qwerty.user1983@gmail.com

On Thu, May 16, 2019 at 8:23 PM <journalTool@asme.org> wrote:

Dear Mr. Renan Prasta Jenie,

I have reviewed the final manuscript files you submitted for MED-18-1015 (Research Paper). At this time I am unable to assign this document into production for the following reason(s):

- 1) Please add the paper title to the PDF and word doc
 - 2) Please remove the figure images from the word doc
 - 3) As per style, et al. is not allowed in reference list within the word doc or PDF file.
- Please provide a complete list of authors for references #1, 49, 52 and 53

Re: Editor Disapproval on Paper MED-18-1015 (Research Paper)

Please make the necessary corrections and resubmit to the journals submission site.
Upon receipt, I will then approve the paper for publication.

Sincerely,

William Durfee

Editor, Journal of Medical Devices

Subject: Editor Disapproval on Paper MED-18-1015 (Research Paper)

From: journalTool@asme.org

Date: 29/05/2019, 22:55

To: qwerty.user1983@gmail.com

CC: wkdurfee@umn.edu, rampi002@umn.edu

Dear Mr. Renan Prasta Jenie,

I have reviewed the final manuscript files you submitted for MED-18-1015 (Research Paper). At this time I am unable to assign this document into production for the following reason(s):

- 1) PDF File should be a complete version of the paper. Figures have not been provided in the PDF file. Please include figures and insert them below the text where they are referenced.
- 2) Number of figures uploaded should be equal to the number of figures in the figure caption list.

Please make the necessary corrections and resubmit to the journals submission site. Upon receipt, I will then approve the paper for publication.

Sincerely,

William Durfee
Editor, Journal of Medical Devices

Subject: Re: Editor Disapproval on Paper MED-18-1015 (Research Paper)

From: "Renan P. Jenie" <qwerty.user1983@gmail.com>

Date: 01/06/2019, 09:37

To: William Durfee <wkdurfee@umn.edu>

CC: rampi002@umn.edu, "Renan P. Jenie" <qwerty_User1983@outlook.com>, "Renan Prasta Jenie MIC / IT Dir Binus Indonesia" <qwerty.user1983@gmail.com>, "Renan Prasta Jenie MIC / IT Dir Binus Indonesia" <qwerty_user1983@yahoo.com>

Dear Dr Durfee,

Thanks for your email.

Regarding number 2, before uploading, to avoid subsequent mishaps, We would ask for verification,

- Do we need to combine the sub figures into one figure? For example, to combine Fig 1.a. to Fig 1.d. into Fig 1?
 - Should we include the sub figure letters (a, b, c, d) into the resultant tif file, or
 - Should we combine the figures only?

Best regards,

Dr. Renan Prasta Jenie, S.T.P., M.T.

Researcher

Department of Physics

Bogor Agricultural University

+62 811 1061 948 / 9

qwerty_user1983@outlook.com / qwerty.user1983@gmail.com

On Wed, May 29, 2019 at 10:55 PM <journalTool@asme.org> wrote:

Dear Mr. Renan Prasta Jenie,

I have reviewed the final manuscript files you submitted for MED-18-1015 (Research Paper). At this time I am unable to assign this document into production for the following reason(s):

1) PDF File should be a complete version of the paper. Figures have not been provided in

Re: Editor Disapproval on Paper MED-18-1015 (Research Paper)

the PDF file. Please include figures and insert them below the text where they are referenced.

2) Number of figures uploaded should be equal to the number of figures in the figure caption list.

Please make the necessary corrections and resubmit to the journals submission site. Upon receipt, I will then approve the paper for publication.

Sincerely,

William Durfee
Editor, Journal of Medical Devices

Subject: Re: Editor Disapproval on Paper MED-18-1015 (Research Paper)

From: William Durfee <wkdurfee@umn.edu>

Date: 04/06/2019, 10:23

To: "Renan P. Jenie" <qwerty.user1983@gmail.com>

CC: "rampi002@umn.edu" <rampi002@umn.edu>, "Renan P. Jenie" <qwerty_User1983@outlook.com>, "Renan Prasta Jenie MIC / IT Dir Binus Indonesia" <qwerty_user1983@yahoo.com>

Dr. Jenie,

Yes, combine 1a to 1d into one figure, which is Figure 1. On each panel of the combined figure, place the identifying letter ("a", "b", "c", "d"). The single caption for Figure 1 should explain all for panels. You can look at published articles in the journal for examples.

Hope this helps. Thank you for publishing in JMED.

Will Durfee
Co-Editor

William Durfee
Professor and Director of Design Education
Department of Mechanical Engineering
University of Minnesota
111 Church St SE, Minneapolis, MN 55455
612-625-0099
wkdurfee@umn.edu

On Fri, May 31, 2019 at 9:38 PM Renan P. Jenie <qwerty.user1983@gmail.com> wrote:

Dear Dr Durfee,

Thanks for your email.

Regarding number 2, before uploading, to avoid subsequent mishaps, We would ask for verification,

- Do we need to combine the sub figures into one figure? For example, to combine Fig 1.a. to Fig 1.d. into Fig 1?
 - Should we include the sub figure letters (a, b, c, d) into the resultant tif file, or
 - Should we combine the figures only?

Best regards,

Dr. Renan Prasta Jenie, S.T.P., M.T.

Researcher

Department of Physics

Bogor Agricultural University

+62 811 1061 948 / 9

qwerty_user1983@outlook.com / qwerty.user1983@gmail.com

On Wed, May 29, 2019 at 10:55 PM <journalTool@asme.org> wrote:

Dear Mr. Renan Prasta Jenie,

I have reviewed the final manuscript files you submitted for MED-18-1015 (Research Paper). At this time I am unable to assign this document into production for the following reason(s):

- 1) PDF File should be a complete version of the paper. Figures have not been provided in the PDF file. Please include figures and insert them below the text where they are referenced.
- 2) Number of figures uploaded should be equal to the number of figures in the figure caption list.

Please make the necessary corrections and resubmit to the journals submission site. Upon receipt, I will then approve the paper for publication.

Sincerely,

William Durfee

Editor, Journal of Medical Devices

Subject: Re: Editor Disapproval on Paper MED-18-1015 (Research Paper)

From: "Renan P. Jenie" <qwerty.user1983@gmail.com>

Date: 04/06/2019, 10:47

To: William Durfee <wkdurfee@umn.edu>, "Renan Prasta Jenie MIC / IT Dir Binus Indonesia" <qwerty.user1983@gmail.com>

CC: "rampi002@umn.edu" <rampi002@umn.edu>, "Renan P. Jenie" <qwerty_User1983@outlook.com>, "Renan Prasta Jenie MIC / IT Dir Binus Indonesia" <qwerty_user1983@yahoo.com>

Dear Dr Durfee,

Thank you for the clarification.

We shall prepare the manuscript shortly.

Dr. Renan Prasta Jenie, S.T.P., M.T.

Researcher

Department of Physics

Bogor Agricultural University

+62 811 1061 948 / 9

qwerty_user1983@outlook.com / qwerty.user1983@gmail.com

On Tue, Jun 4, 2019 at 10:23 AM William Durfee <wkdurfee@umn.edu> wrote:

Dr. Jenie,

Yes, combine 1a to 1d into one figure, which is Figure 1. On each panel of the combined figure, place the identifying letter ("a", "b", "c", "d"). The single caption for Figure 1 should explain all for panels. You can look at published articles in the journal for examples.

Hope this helps. Thank you for publishing in JMED.

Will Durfee
Co-Editor

William Durfee
Professor and Director of Design Education
Department of Mechanical Engineering
University of Minnesota

111 Church St SE, Minneapolis, MN 55455

612-625-0099

wkdurfee@umn.edu

On Fri, May 31, 2019 at 9:38 PM Renan P. Jenie <qwerty.user1983@gmail.com> wrote:

Dear Dr Durfee,

Thanks for your email.

Regarding number 2, before uploading, to avoid subsequent mishaps, We would ask for verification,

- Do we need to combine the sub figures into one figure? For example, to combine Fig 1.a. to Fig 1.d. into Fig 1?
 - Should we include the sub figure letters (a, b, c, d) into the resultant tif file, or
 - Should we combine the figures only?

Best regards,

Dr. Renan Prasta Jenie, S.T.P., M.T.

Researcher

Department of Physics

Bogor Agricultural University

+62 811 1061 948 / 9

qwerty_user1983@outlook.com / qwerty.user1983@gmail.com

On Wed, May 29, 2019 at 10:55 PM <journalTool@asme.org> wrote:

Dear Mr. Renan Prasta Jenie,

I have reviewed the final manuscript files you submitted for MED-18-1015 (Research Paper). At this time I am unable to assign this document into production for the following reason(s):

1) PDF File should be a complete version of the paper. Figures have not been provided in the PDF file. Please include figures and insert them below the text where

they are referenced.

2) Number of figures uploaded should be equal to the number of figures in the figure caption list.

Please make the necessary corrections and resubmit to the journals submission site. Upon receipt, I will then approve the paper for publication.

Sincerely,

William Durfee
Editor, Journal of Medical Devices

Subject: Confirmation of submittal of Final Manuscript Files for publication, MED-18-1015
From: journals@asme.org
Date: 12/06/2019, 09:43
To: qwerty.user1983@gmail.com
CC: wkdurfee@umn.edu, rampi002@umn.edu

*** This is an auto-generated e-mail. There is no need to reply. ***

Dear Renan Prasta,

Your final paper MED-18-1015, submitted to the Journal of Medical Devices, has been successfully uploaded to the ASME Journals website.

You have submitted the following files to the site:

File Type	File Name
Web Ready	
Print Ready	Journals_Template_Renan v 0.10.03_No_Comment.docx
Graphic	fig.1.eps
Graphic	fig.2.tif
Graphic	fig.3.tif
Graphic	fig.4.tif
Graphic	fig.5.tif

A copyright signed by each author, or their representative, is required prior to publication. Please log into your account and update co-authors and their affiliation as necessary to avoid any production delays.

The PDF Accepted Manuscript version of your paper will be available on the ASME Digital Collection within 72 hours. You will receive email notification when your paper is posted.

Page proofs of the typeset version of your paper will be available within 7 business days.

Should you have any questions, please contact an editor:
"Rupak K. Banerjee" <Rupak.Banerjee@UC.Edu>; "Sruthi Ramadurai" <ramadusi@mail.uc.edu>;
"William Durfee" <wkdurfee@umn.edu>; "Jenny Holden" <rampi002@umn.edu>

Congratulations, and thank you for your cooperation.

*** This is an auto-generated e-mail. There is no need to reply. ***

Subject: Editor Approval on Paper MED-18-1015 (Research Paper)

From: journalTool@asme.org

Date: 22/07/2019, 20:23

To: qwerty.user1983@gmail.com

CC: wkdurfee@umn.edu, rampi002@umn.edu

Dear Dr. Jenie,

The final manuscript files you submitted for MED-18-1015 have been approved for publication and will be entered into production.

You will be notified when your Accepted Manuscript is published online, followed by an email with a link to review the proof of your paper.

PLEASE NOTE:

Papers where color figures or Open Access were selected will be forwarded to production after invoices are paid.

Your response to the proof is required for publication, please plan to review and return any corrections within 48 hours to avoid delay.

Sincerely,

William Durfee
Editor, Journal of Medical Devices

Re: Editor Disapproval on Paper MED-18-1015 (Research Paper)

Subject: Re: Editor Disapproval on Paper MED-18-1015 (Research Paper)

From: "Renan P. Jenie" <qwerty.user1983@gmail.com>

Date: 22/07/2019, 13:01

To: William Durfee <wkdurfee@umn.edu>, "Renan Prasta Jenie MIC / IT Dir Binus Indonesia" <qwerty.user1983@gmail.com>

CC: "rampi002@umn.edu" <rampi002@umn.edu>, "Renan P. Jenie" <qwerty_User1983@outlook.com>, "Renan Prasta Jenie MIC / IT Dir Binus Indonesia" <qwerty_user1983@yahoo.com>

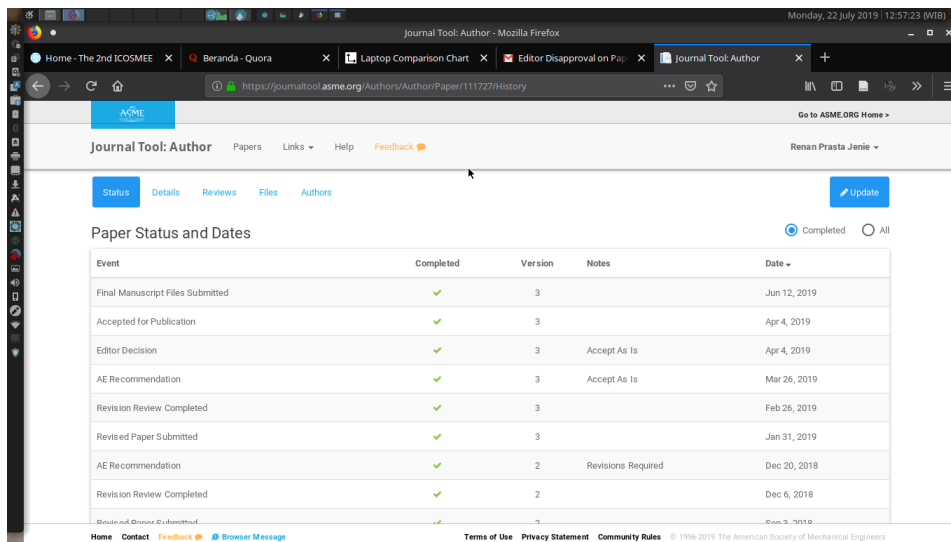
Dear Dr Durfee,

It is already a month since the last manuscript upload. We hope that everything goes well. We are waiting for further instructions.

Thanks for Your help so far,

Best regards,

Renan



The screenshot shows the ASME Journal Tool Author interface. The page title is "Journal Tool: Author" and the user is logged in as "Renan Prasta Jenie". The main content area is titled "Paper Status and Dates" and contains a table with the following data:

Event	Completed	Version	Notes	Date
Final Manuscript Files Submitted	✓	3		Jun 12, 2019
Accepted for Publication	✓	3		Apr 4, 2019
Editor Decision	✓	3	Accept As Is	Apr 4, 2019
AE Recommendation	✓	3	Accept As Is	Mar 26, 2019
Revision Review Completed	✓	3		Feb 26, 2019
Revised Paper Submitted	✓	3		Jan 31, 2019
AE Recommendation	✓	2	Revisions Required	Dec 20, 2018
Revision Review Completed	✓	2		Dec 6, 2018
Double and Single Submitted	✓	2		Nov 3, 2018

Dr. Renan Prasta Jenie, S.T.P., M.T.

Researcher

Department of Physics

Bogor Agricultural University

+62 811 1061 948 / 9

qwerty_user1983@outlook.com / qwerty.user1983@gmail.com

On Tue, Jun 4, 2019 at 10:47 AM Renan P. Jenie <qwerty.user1983@gmail.com> wrote:

Dear Dr Durfee,

Thank you for the clarification.

We shall prepare the manuscript shortly.

Dr. Renan Prasta Jenie, S.T.P., M.T.

Researcher

Department of Physics

Bogor Agricultural University

+62 811 1061 948 / 9

qwerty_user1983@outlook.com / qwerty.user1983@gmail.com

On Tue, Jun 4, 2019 at 10:23 AM William Durfee <wkdurfee@umn.edu> wrote:

Dr. Jenie,

Yes, combine 1a to 1d into one figure, which is Figure 1. On each panel of the combined figure, place the identifying letter ("a", "b", "c", "d"). The single caption for Figure 1 should explain all for panels. You can look at published articles in the journal for examples.

Hope this helps. Thank you for publishing in JMED.

Will Durfee

Co-Editor

William Durfee

Professor and Director of Design Education

Department of Mechanical Engineering

University of Minnesota

111 Church St SE, Minneapolis, MN 55455

612-625-0099

wkdurfee@umn.edu

On Fri, May 31, 2019 at 9:38 PM Renan P. Jenie <qwerty.user1983@gmail.com> wrote:

Dear Dr Durfee,

Thanks for your email.

Regarding number 2, before uploading, to avoid subsequent mishaps, We would ask for verification,

- Do we need to combine the sub figures into one figure? For example, to combine Fig 1.a. to Fig 1.d. into Fig 1?
 - Should we include the sub figure letters (a, b, c, d) into the resultant tif file, or
 - Should we combine the figures only?

Best regards,

Dr. Renan Prasta Jenie, S.T.P., M.T.

Researcher

Department of Physics

Bogor Agricultural University

+62 811 1061 948 / 9

qwerty_user1983@outlook.com / qwerty.user1983@gmail.com

On Wed, May 29, 2019 at 10:55 PM <journalTool@asme.org> wrote:

Dear Mr. Renan Prasta Jenie,

I have reviewed the final manuscript files you submitted for MED-18-1015 (Research Paper). At this time I am unable to assign this document into production for the following reason(s):

1) PDF File should be a complete version of the paper. Figures have not been provided in the PDF file. Please include figures and insert them below the text where they are referenced.

2) Number of figures uploaded should be equal to the number of figures in the figure caption list.

Please make the necessary corrections and resubmit to the journals submission site. Upon receipt, I will then approve the paper for publication.

Sincerely,

William Durfee
Editor, Journal of Medical Devices

Subject: Re: Editor Disapproval on Paper MED-18-1015 (Research Paper)

From: William Durfee <wkdurfee@umn.edu>

Date: 22/07/2019, 20:24

To: "Renan P. Jenie" <qwerty.user1983@gmail.com>

CC: "rampi002@umn.edu" <rampi002@umn.edu>, "Renan P. Jenie" <qwerty_User1983@outlook.com>, Renan Prasta Jenie MIC / IT Dir Binus Indonesia <qwerty_user1983@yahoo.com>

Dr. Jenie,

Just approved. Apologies for the delay, which was do to a mix-up on our end. Thank you for contributing to JMED.

Will Durfee

Co-Editor

William Durfee

Professor and Director of Design Education

Department of Mechanical Engineering

University of Minnesota

111 Church St SE, Minneapolis, MN 55455

612-625-0099

wkdurfee@umn.edu

On Mon, Jul 22, 2019 at 1:01 AM Renan P. Jenie <qwerty.user1983@gmail.com> wrote:

Dear Dr Durfee,

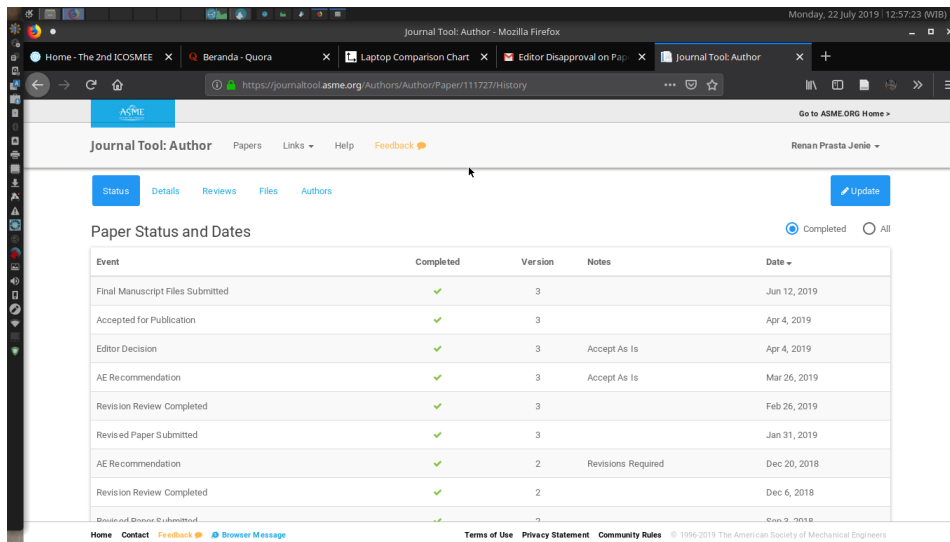
It is already a month since the last manuscript upload. We hope that everything goes well. We are waiting for further instructions.

Thanks for Your help so far,

Best regards,

Renan

Re: Editor Disapproval on Paper MED-18-1015 (Research Paper)



The screenshot shows the ASME Journal Tool Author interface. The main content is a table titled "Paper Status and Dates" with columns for Event, Completed, Version, Notes, and Date. The table lists various stages of the manuscript process, including submission, review, and publication, with dates ranging from 2018 to 2019. The interface also includes navigation tabs (Status, Details, Reviews, Files, Authors) and a user profile for Renan Prasta Jenie.

Event	Completed	Version	Notes	Date
Final Manuscript Files Submitted	✓	3		Jun 12, 2019
Accepted for Publication	✓	3		Apr 4, 2019
Editor Decision	✓	3	Accept As Is	Apr 4, 2019
AE Recommendation	✓	3	Accept As Is	Mar 26, 2019
Revision Review Completed	✓	3		Feb 26, 2019
Revised Paper Submitted	✓	3		Jan 31, 2019
AE Recommendation	✓	2	Revisions Required	Dec 20, 2018
Revision Review Completed	✓	2		Dec 6, 2018
Final Manuscript Submitted	✓	1		Dec 3, 2018

Dr. Renan Prasta Jenie, S.T.P., M.T.

Researcher

Department of Physics

Bogor Agricultural University

+62 811 1061 948 / 9

qwerty_user1983@outlook.com / qwerty.user1983@gmail.com

On Tue, Jun 4, 2019 at 10:47 AM Renan P. Jenie <qwerty.user1983@gmail.com> wrote:

Dear Dr Durfee,

Thank you for the clarification.

We shall prepare the manuscript shortly.

Dr. Renan Prasta Jenie, S.T.P., M.T.

Researcher

Department of Physics

Bogor Agricultural University

+62 811 1061 948 / 9

qwerty_user1983@outlook.com / qwerty.user1983@gmail.com

On Tue, Jun 4, 2019 at 10:23 AM William Durfee <wkdurfee@umn.edu> wrote:

Dr. Jenie,

Yes, combine 1a to 1d into one figure, which is Figure 1. On each panel of the combined figure, place the identifying letter ("a", "b", "c", "d"). The single caption for Figure 1 should explain all for panels. You can look at published articles in the journal for examples.

Hope this helps. Thank you for publishing in JMED.

Will Durfee
Co-Editor

William Durfee
Professor and Director of Design Education
Department of Mechanical Engineering
University of Minnesota
111 Church St SE, Minneapolis, MN 55455
612-625-0099
wkdurfee@umn.edu

On Fri, May 31, 2019 at 9:38 PM Renan P. Jenie <qwerty.user1983@gmail.com> wrote:

Dear Dr Durfee,

Thanks for your email.

Regarding number 2, before uploading, to avoid subsequent mishaps, We would ask for verification,

- Do we need to combine the sub figures into one figure? For example, to combine Fig 1.a. to Fig 1.d. into Fig 1?
 - Should we include the sub figure letters (a, b, c, d) into the resultant tif file, or
 - Should we combine the figures only?

Best regards,

Dr. Renan Prasta Jenie, S.T.P., M.T.

Researcher

Department of Physics

Bogor Agricultural University

+62 811 1061 948 / 9

qwerty_user1983@outlook.com / qwerty.user1983@gmail.com

On Wed, May 29, 2019 at 10:55 PM <journalTool@asme.org> wrote:

Dear Mr. Renan Prasta Jenie,

I have reviewed the final manuscript files you submitted for MED-18-1015 (Research Paper). At this time I am unable to assign this document into production for the following reason(s):

1) PDF File should be a complete version of the paper. Figures have not been provided in the PDF file. Please include figures and insert them below the text where they are referenced.

2) Number of figures uploaded should be equal to the number of figures in the figure caption list.

Please make the necessary corrections and resubmit to the journals submission site. Upon receipt, I will then approve the paper for publication.

Sincerely,

William Durfee
Editor, Journal of Medical Devices

Subject: Re: Editor Approval on Paper MED-18-1015 (Research Paper)

From: "Renan P. Jenie" <qwerty.user1983@gmail.com>

Date: 23/07/2019, 11:37

To: William Durfee <wkdurfee@umn.edu>

CC: rampi002@umn.edu, "Renan P. Jenie" <qwerty_User1983@outlook.com>, "Renan Prasta Jenie MIC / IT Dir Binus Indonesia" <qwerty.user1983@gmail.com>, "Renan Prasta Jenie MIC / IT Dir Binus Indonesia" <qwerty_user1983@yahoo.com>, "Irzaman ." <irzaman@apps.ipb.ac.id>, Husin Alatas <s.h.alatas@gmail.com>

Dear Dr Durfee,

Thanks for final manuscript approval, and thanks again for Your help so far.

Best regards,

Dr. Renan Prasta Jenie, S.T.P., M.T.

Researcher

Department of Physics

Bogor Agricultural University

+62 811 1061 948 / 9

qwerty_user1983@outlook.com / qwerty.user1983@gmail.com

On Mon, Jul 22, 2019 at 8:23 PM <journalTool@asme.org> wrote:

Dear Dr. Jenie,

The final manuscript files you submitted for MED-18-1015 have been approved for publication and will be entered into production.

You will be notified when your Accepted Manuscript is published online, followed by an email with a link to review the proof of your paper.

PLEASE NOTE:

Papers where color figures or Open Access were selected will be forwarded to production after invoices are paid.

Your response to the proof is required for publication, please plan to review and return any corrections within 48 hours to avoid delay.

Sincerely,

William Durfee
Editor, Journal of Medical Devices

Subject: ASME Paper Number MED-18-1015 for the Journal of Medical Devices (MED)

From: Asme.Cenveo@cenveo.com

Date: 25/07/2019, 19:00

To: qwerty.user1983@gmail.com

CC: Asme.Cenveo@cenveo.com

Dear ASME Author:

The Web-Ready PDF of your article has been posted online and is available in the Accepted Manuscript section of the journal on the ASME Digital Collection: <http://asmedigitalcollection.asme.org/>

The Web-Ready PDF is the file that you supplied with your final production files through the ASME Journal Tool. A Digital Object Identifier (DOI) is assigned so that along with the paper's metadata it will be immediately available to web searches for citation.

Please note: THIS IS NOT THE STAGE TO SEND IN YOUR CORRECTIONS TO YOUR PAPER. The typeset author proofs of your paper will be made available within the next 5 business days for review.

After your paper has been finalized for publication, the version of record will be assigned and published in the next available issue of the journal replacing this Accepted Manuscript, while keeping the same DOI.

Congratulations on having your paper accepted for publication, and thank you for choosing ASME to publish your research.

Sincerely,

Colin McAteer
Manager, ASME Journals
journals@asme.org
Podcasts: <http://goo.gl/9liVn2>

Subject: Re: ASME Paper Number MED-18-1015 for the Journal of Medical Devices (MED)
From: "Renan P. Jenie" <qwerty.user1983@gmail.com>
Date: 25/07/2019, 20:19
To: Asme.Cenveo@cenveo.com
CC: "Renan Prasta Jenie MIC / IT Dir Binus Indonesia" <qwerty.user1983@gmail.com>, "Renan P. Jenie" <qwerty_User1983@outlook.com>, "Renan Prasta Jenie MIC / IT Dir Binus Indonesia" <qwerty_user1983@yahoo.com>, "Irzaman ." <irzaman@apps.ipb.ac.id>

Dear mr Colin McAteer,

Thank You for Your notification.

Best regards,

Dr. Renan Prasta Jenie, S.T.P., M.T.

Researcher

Department of Physics

Bogor Agricultural University

+62 811 1061 948 / 9

qwerty_user1983@outlook.com / qwerty.user1983@gmail.com

On Thu, Jul 25, 2019 at 7:00 PM <Asme.Cenveo@cenveo.com> wrote:

Dear ASME Author:

The Web-Ready PDF of your article has been posted online and is available in the Accepted Manuscript section of the journal on the ASME Digital Collection: <http://asmedigitalcollection.asme.org/>

The Web-Ready PDF is the file that you supplied with your final production files through the ASME Journal Tool. A Digital Object Identifier (DOI) is assigned so that along with the paper's metadata it will be immediately available to web searches for citation.

Please note: THIS IS NOT THE STAGE TO SEND IN YOUR CORRECTIONS TO YOUR PAPER.

The typeset author proofs of your paper will be made available within the next 5 business days for review.

After your paper has been finalized for publication, the version of record will be assigned and published in the next available issue of the journal replacing this Accepted Manuscript, while keeping the same DOI.

Congratulations on having your paper accepted for publication, and thank you for choosing ASME to publish your research.

Sincerely,

Colin McAteer

Manager, ASME Journals

journals@asme.org

Podcasts: <http://goo.gl/9liVn2>

Your article proofs (MED-18-1015) from the ASME Journal of Medical Devices are available for download

Subject: Your article proofs (MED-18-1015) from the ASME Journal of Medical Devices are available for download

From: Asme.Cenveo@cenveo.com

Date: 31/07/2019, 17:03

To: qwerty.user1983@gmail.com

CC: melissa.ekis@cenveo.com, kim.ross@cenveo.com, smithj@asme.org

Journal of Medical Devices Published by ASME

Dear Author,

Congratulations on having your paper accepted for publication in the ASME Journal Program. Your page proof is available from the ASME Proof site here:

<http://cps.kwglobal.com/MIS/AuthorProofLogin.aspx?pwd=1b4962d07616&CA=AS>

Login: your e-mail address

Password: 1b4962d07616

Please keep this email in case you need to refer back to it in the future.

Responsibility of detecting errors rests with the author. Please review the page proofs carefully and:

1. Answer any queries on the "Author Query Form"
2. Proofread any tables and equations carefully
3. Check to see that any special characters have translated correctly
4. Publication will not proceed until a response is received. If there are no corrections, a response is still required.

RETURNING CORRECTIONS:

Corrections must be returned using the ASME Proof Download & Corrections Submission Site (link above). You will be able to upload:

1. Annotated PDF
2. Text entry of corrections, with line numbers, in the text box provided
3. Additional files, if necessary.

SPECIAL NOTES:

Your Login and Password are valid for a limited time. Please reply within 48 hours.

Corrections not returned through the above website will be subject to publication delays. This e-proof is to be used only for the purpose of returning corrections to the publisher. Please note, the figures in this proof are low resolution, the final paper will publish with all figures as 300 dpi. If you have any questions, please contact: asme.cenveo@cenveo.com, and include your article no. (MED-18-1015) in the subject line. This email should not be used to return corrections.

Approval of these proofs re-confirms the copyright agreement provision that all necessary rights from third parties for any copyrighted material (including without limitation any diagrams, photographs, figures or text) contained in the paper has been obtained in writing and that appropriate credit has been included.

Sincerely,
Melissa Ekis, Journal Production Manager

Out of Office: Your article proofs (MED-18-1015) from the ASME Journal of Medical Devices are available for download

Subject: Out of Office: Your article proofs (MED-18-1015) from the ASME Journal of Medical Devices are available for download

From: "Ross, Kim" <Kim.Ross@cenveo.com>

Date: 02/08/2019, 07:10

To: "Renan P. Jenie" <qwerty.user1983@gmail.com>

Hi,

I am out of the office Tuesday-Thursday. I will return your message upon return. If your need is urgent, please contact your Journal Production Manager or John Eagleson (john.eagleson@cenveo.com).

Thank you,
-Kim

Kim Ross

Editorial Team Leader

Cenveo Publisher Services

5457 Twin Knolls Road, Ste 200

Columbia, MD 21045

c: 443.832.0423 | t. 410.691.6216 | e. kim.ross@cenveo.com

www.cenveopublisherservices.com

www.cenveo.com

Proof corrections for MED-18-1015 is uploaded

Subject: Proof corrections for MED-18-1015 is uploaded

From: mis@cenveo.com

Date: 02/08/2019, 07:05

To: qwerty.user1983@gmail.com

Below listed file(s) are uploaded for proof corrections.

MED-18-1015_AuthorProof_RenanProof V 0.2.pdf

Readme.txt

This is an auto-generated system message. Please do not reply to this message.

Re: Your article proofs (MED-18-1015) from the ASME Journal of Medical Devices are available for download

Subject: Re: Your article proofs (MED-18-1015) from the ASME Journal of Medical Devices are available for download

From: "Renan P. Jenie" <qwerty.user1983@gmail.com>

Date: 02/08/2019, 07:10

To: Asme.Cenveo@cenveo.com

CC: melissa.ekis@cenveo.com, kim.ross@cenveo.com, smithj@asme.org, "Renan Prasta Jenie MIC / IT Dir Binus Indonesia" <qwerty.user1983@gmail.com>, "Renan P. Jenie" <qwerty_User1983@outlook.com>, "Renan Prasta Jenie MIC / IT Dir Binus Indonesia" <qwerty_user1983@yahoo.com>

Dear Dr Melissa Ekis,

Thanks for pointing out the mistakes in my paper.

We have uploaded our proof correction (attached) as pdf annotation from the Kwglobal link.

Please contact me if there is anything else I should comply.

Best regards,

Dr. Renan Prasta Jenie, S.T.P., M.T.

Researcher

Department of Physics

Bogor Agricultural University

+62 811 1061 948 / 9

qwerty_user1983@outlook.com / qwerty.user1983@gmail.com

On Wed, Jul 31, 2019 at 5:03 PM <Asme.Cenveo@cenveo.com> wrote:

Journal of Medical Devices Published by ASME

Dear Author,

Congratulations on having your paper accepted for publication in the ASME Journal Program.

Your page proof is available from the ASME Proof site here:

<http://cps.kwglobal.com/MIS/AuthorProofLogin.aspx?pwd=1b4962d07616&CA=AS>

Login: your e-mail address

Password: 1b4962d07616

Re: Your article proofs (MED-18-1015) from the ASME Journal of Medical Devices are available for download

Please keep this email in case you need to refer back to it in the future.

Responsibility of detecting errors rests with the author. Please review the page proofs carefully and:

1. Answer any queries on the "Author Query Form"
2. Proofread any tables and equations carefully
3. Check to see that any special characters have translated correctly
4. Publication will not proceed until a response is received. If there are no corrections, a response is still required.

RETURNING CORRECTIONS:

Corrections must be returned using the ASME Proof Download & Corrections Submission Site (link above). You will be able to upload:

1. Annotated PDF
2. Text entry of corrections, with line numbers, in the text box provided
3. Additional files, if necessary.

SPECIAL NOTES:

Your Login and Password are valid for a limited time. Please reply within 48 hours.

Corrections not returned through the above website will be subject to publication delays.

This e-proof is to be used only for the purpose of returning corrections to the publisher. Please note, the figures in this proof are low resolution, the final paper will publish with all figures as 300 dpi. If you have any questions, please contact:

asme.cenveo@cenveo.com, and include your article no. (MED-18-1015) in the subject line. This email should not be used to return corrections.

Approval of these proofs re-confirms the copyright agreement provision that all necessary rights from third parties for any copyrighted material (including without limitation any diagrams, photographs, figures or text) contained in the paper has been obtained in writing and that appropriate credit has been included.

Sincerely,
Melissa Ekis, Journal Production Manager

Attachments:

MED-18-1015_AuthorProof_RenanProof V 0.2.pdf

978 kB

RE: Your article proofs (MED-18-1015) from the ASME Journal of Medical Devices are available for download

Subject: RE: Your article proofs (MED-18-1015) from the ASME Journal of Medical Devices are available for download

From: "Ekis, Melissa" <Melissa.Ekis@cenveo.com>

Date: 02/08/2019, 18:09

To: "Renan P. Jenie" <qwerty.user1983@gmail.com>, Asme Cenveo <Asme.Cenveo@cenveo.com>

CC: "Ross, Kim" <Kim.Ross@cenveo.com>, "smithj@asme.org" <smithj@asme.org>, "Renan P. Jenie" <qwerty_User1983@outlook.com>, Renan Prasta Jenie MIC / IT Dir Binus Indonesia <qwerty_user1983@yahoo.com>

Hello Dr Jenie

I confirm receipt of your edits and on behalf of ASME, we look forward to publishing your article.

Best

Melissa Ekis

Journal Production Manager

From: Renan P. Jenie [mailto:qwerty.user1983@gmail.com]

Sent: Thursday, August 01, 2019 8:10 PM

To: Asme Cenveo

Cc: Ekis, Melissa; Ross, Kim; smithj@asme.org; Renan Prasta Jenie MIC / IT Dir Binus Indonesia; Renan P. Jenie; Renan Prasta Jenie MIC / IT Dir Binus Indonesia

Subject: Re: Your article proofs (MED-18-1015) from the ASME Journal of Medical Devices are available for download

Dear Dr Melissa Ekis,

Thanks for pointing out the mistakes in my paper.

We have uploaded our proof correction (attached) as pdf annotation from the Kwglobal link.

Please contact me if there is anything else I should comply.

Best regards,

Dr. Renan Prasta Jenie, S.T.P., M.T.

Researcher

Department of Physics

Bogor Agricultural University

+62 811 1061 948 / 9

qwerty_user1983@outlook.com / qwerty.user1983@gmail.com

On Wed, Jul 31, 2019 at 5:03 PM <Asme.Cenveo@cenveo.com> wrote:

RE: Your article proofs (MED-18-1015) from the ASME Journal of Medical Devices are available for download

Journal of Medical Devices Published by ASME

Dear Author,

Congratulations on having your paper accepted for publication in the ASME Journal Program.

Your page proof is available from the ASME Proof site here:

<http://cps.kwglobal.com/MIS/AuthorProofLogin.aspx?pwd=1b4962d07616&CA=AS>

Login: your e-mail address

Password: 1b4962d07616

Please keep this email in case you need to refer back to it in the future.

Responsibility of detecting errors rests with the author. Please review the page proofs carefully and:

1. Answer any queries on the "Author Query Form"
2. Proofread any tables and equations carefully
3. Check to see that any special characters have translated correctly
4. Publication will not proceed until a response is received. If there are no corrections, a response is still required.

RETURNING CORRECTIONS:

Corrections must be returned using the ASME Proof Download & Corrections Submission Site (link above). You will be able to upload:

1. Annotated PDF
2. Text entry of corrections, with line numbers, in the text box provided
3. Additional files, if necessary.

SPECIAL NOTES:

Your Login and Password are valid for a limited time. Please reply within 48 hours.

Corrections not returned through the above website will be subject to publication delays.

This e-proof is to be used only for the purpose of returning corrections to the publisher. Please note, the figures in this proof are low resolution, the final paper will publish with all figures as 300 dpi. If you have any questions, please contact: asme.cenveo@cenveo.com, and include your article no.

(MED-18-1015) in the subject line. This email should not be used to return corrections.

Approval of these proofs re-confirms the copyright agreement provision that all necessary rights from third parties for any copyrighted material (including without limitation any diagrams, photographs, figures or text) contained in the paper has been obtained in writing and that appropriate credit has been included.

Sincerely,

Melissa Ekis, Journal Production Manager

Subject: ASME Paper Number MED-18-1015 for the Journal of Medical Devices (MED)

From: Asme.Cenveo@cenveo.com

Date: 20/09/2019, 23:08

To: qwerty.user1983@gmail.com

CC: Asme.Cenveo@cenveo.com

Dear ASME Author:

The final version-of-record for your article is now published online. No further corrections can be made to the published paper. Please do not submit corrections to the vendor.

Article corrections can only be made through the publication of an erratum submitted to the journal through the journal tool system.

A complimentary PDF of the final version-of-record for your paper will be available for the next 3 weeks at the following URL:

<http://cps.kwglobal.com/MIS/AuthorProofLogin.aspx>

User Name : your e-mail address

Password : 1b4962d07616

Starting now, your paper will be made available in all of the major indexes so that it reaches the widest possible audience for citation.

Congratulations on the publication of your paper, and thank you for choosing ASME.

Sincerely,
Colin McAteer
Manager, ASME Journals
journals@asme.org

ASME Digital Collection: <http://asmedigitalcollection.asme.org/>

Follow us on Twitter: @ASMEJournals

Podcasts: <http://goo.gl/9liVn2>

— Attachments: —

Get-Your-Work-Noticed_Flyer.pdf

137 kB

Subject: Re: ASME Paper Number MED-18-1015 for the Journal of Medical Devices (MED)
From: "Renan P. Jenie" <qwerty.user1983@gmail.com>
Date: 24/09/2019, 17:42
To: Asme.Cenveo@cenveo.com
CC: "Renan Prasta Jenie MIC / IT Dir Binus Indonesia" <qwerty.user1983@gmail.com>, "Renan P. Jenie" <qwerty_User1983@outlook.com>, "Renan Prasta Jenie MIC / IT Dir Binus Indonesia" <qwerty_user1983@yahoo.com>

Dear Dr Colin,

Thank you very much! :)

We have obtained the final proof.

Best regards,

Dr. Renan Prasta Jenie, S.T.P., M.T.

Researcher

Department of Physics

Bogor Agricultural University

+62 811 1061 948 / 9

qwerty_user1983@outlook.com / qwerty.user1983@gmail.com

On Fri, Sep 20, 2019 at 11:08 PM <Asme.Cenveo@cenveo.com> wrote:

Dear ASME Author:

The final version-of-record for your article is now published online. No further corrections can be made to the published paper. Please do not submit corrections to the vendor.

Article corrections can only be made through the publication of an erratum submitted to the journal through the journal tool system.

A complimentary PDF of the final version-of-record for your paper will be available for the next 3 weeks at the following URL:

<http://cps.kwglobal.com/MIS/AuthorProofLogin.aspx>

User Name : your e-mail address

Password : 1b4962d07616

Starting now, your paper will be made available in all of the major indexes so that it reaches the widest possible audience for citation.

Congratulations on the publication of your paper, and thank you for choosing ASME.

Sincerely,

Colin McAteer

Manager, ASME Journals

journals@asme.org

ASME Digital Collection: <http://asmedigitalcollection.asme.org/>

Follow us on Twitter: @ASMEJournals

Podcasts: <http://goo.gl/9liVn2>
